techhose
QUALITY CONNECTIONS

Hydraulics	Pneumatics & Vacuum	Industrial	Compressed Air & Ring Main	Process & Instrumentation

Process

Manual Valves

2022 - 2024 Catalogue

www.tech-hose.co.uk

SECTION 1

Manual Valves

- Itap Brass Ball Valves
- RuB Brass Ball Valves
- Aignep Gas Approved Mini Ball Valves
- Bronze Valves
- Check & Gate Valves
- Oxygen Degreased Brass Ball Valves
- Direct Mount Ball Valves
- ATEX Approved Valves
- WRAS Approved Valves
- Gas Approved Brass Ball Valves
- Fire Safe Approved Valves
- Haitima 316 Stainless Steel Screwed & Flanged Valves
- Genebre 316 Stainless Steel Valves
- Panam 316 Stainless Steel Valves
- PVC-U Valves
- Hygienic Stainless Steel Valves
- Butterfly Valves
- PN16 Flanged Cast Iron Valves
- CMO Uni-Directional Knife Gate Valves
- Commissioning Valves
- Safety Valves
- Sight Glasses
- Rhodes Flow Indicators
- Nabic Safety Relief Valves
- Pressure Reducing Valves

SECTION 1 CONTENTS

3 Way Valves	1648, 1653, 1655, 1671, 1674, 1685, 1716
Aignep Valves	1673-1675
Air Eliminators	1716
Air-Pro Valves	1654-1658
ATEX Approved Valves	1682-1683, 1686-1687, 1690, 1705-1706
Balancing Valves	1707
Ball Valves	1646-1653, 1655-1657, 1659-1663, 1666-1671, 1673-1674, 1678-1690
Bibcock Ball Valves	1663
Bleeder Valve	1654
Boiler Vent Valves	1716
Brass Ball Valves	1646-1653, 1655-1657, 1659-1663, 1666-1671, 1673-1674
Brass Needle Valves	1656
Bronze Ball Valves	1676
Cast Iron Valves	1703-1705
Check Valves	1654, 1657, 1664, 1675-1676, 1691-1692, 1704-1705
Direct Mount Ball Valves	1653, 1683, 1685-1687, 1689-1690
Drain Ball Valves	1663
Fire Safe Approved Valves	1686-1687
Flanged Gate Valves	1688, 1703, 1705
Flanged Globe Valves	1688
Flanged Y Strainers	1688, 1705
Float Valves	1692
Flow Control Regulators	1672
Foot Valves	1664
Gate Valves	1656, 1664, 1676, 1688, 1691, 1703, 1705
Gas Approved Valves	1651, 1661-1662, 1666-1668, 1673
Hygienic Stainless Steel Valves	1695
Itap Valves	1659-1665
Knife Gate Valves	1706
Lorch Safety Valves	1714-1715
Lugged and Tapped Butterfly Valves	1699-1702
Manifold Valves	1694
Mini Ball Valves	1647, 1655, 1661, 1666, 1668, 1670, 1673-1674, 1684-1685
Nabic Safety Valves	1709-1712
Oxygen Degreased Ball Valves	1652
Panam Valves	1693-1694
Parker Legris Valves	1670-1672
PVC-U Valves	1657-1658
RuB Valves	1666-1667
Safety Valves	1708-1715
Screwed Gate Valves	1656, 1664, 1676, 1691
Screwed Globe Valves	1654, 1657, 1676, 1691
Screwed Pressure Reducing Valves	1665
Screwed Y Strainers	1654, 1665, 1676, 1691
Sight Glasses	1657, 1717-1718
Slide Valves	1655
Spring Poppet Valves	1657
Stainless Steel Ball Valves	1678-1690
Stainless Steel Needle Valves	1693
Strainer Basket	1664
TVL Valves	1668-1669
UL Listed Valves	1703-1704
Wade Safety Valves	1708
Wafer Pattern Butterfly Valves	1696-1698
WRAS Approved Valves	1651, 1653, 1659, 1664-1667, 1669, 1676, 1696-1700, 1703-1705, 1707, 1712
Y Strainers	1654, 1665, 1676, 1688, 1691, 1705

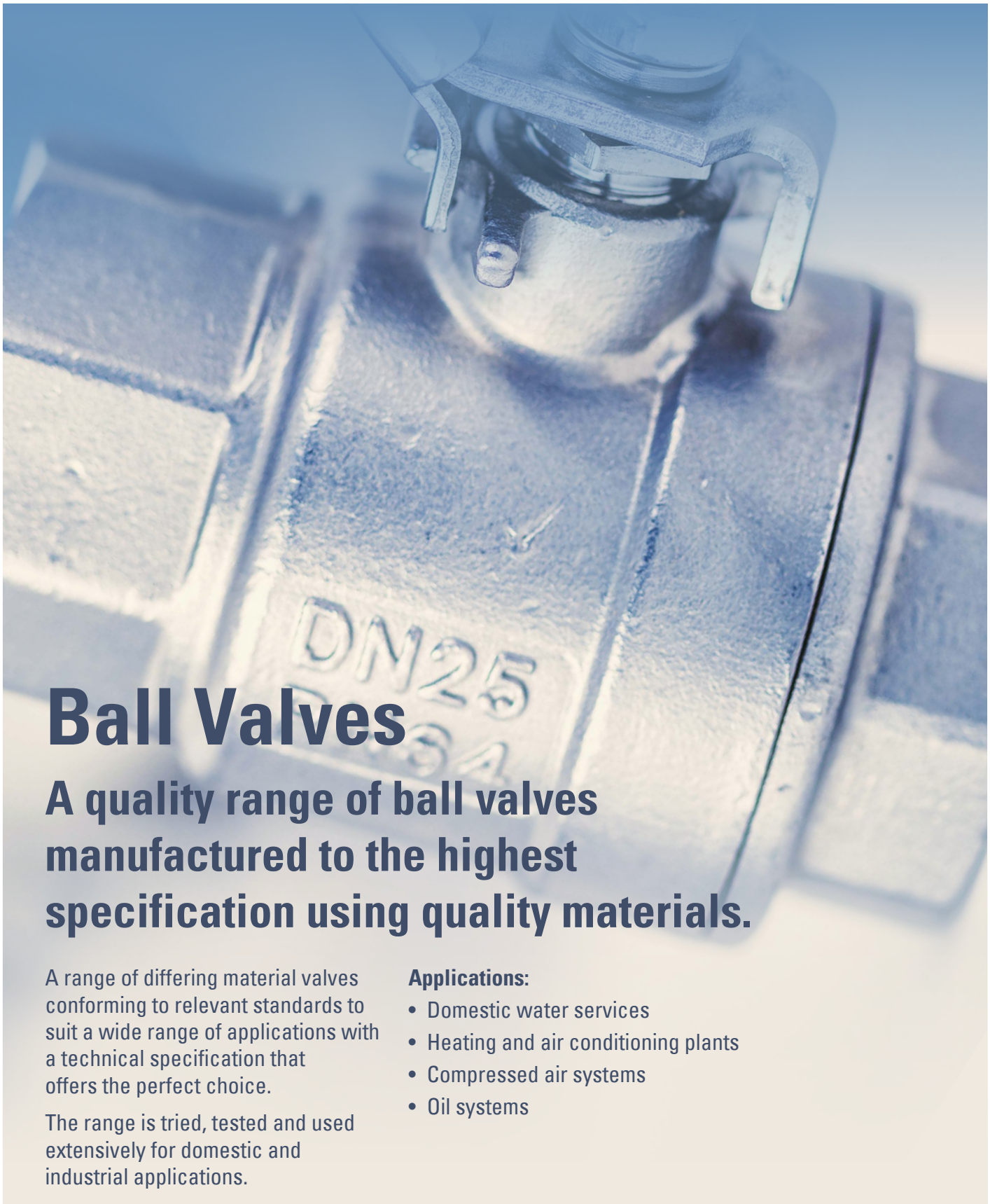

Ball Valves

A quality range of ball valves manufactured to the highest specification using quality materials.

A range of differing material valves conforming to relevant standards to suit a wide range of applications with a technical specification that offers the perfect choice.

The range is tried, tested and used extensively for domestic and industrial applications.

Applications:

- Domestic water services
- Heating and air conditioning plants
- Compressed air systems
- Oil systems

BALL VALVES

- Full bore
- Long thread
- Flat steel handle
- Seal material PTFE

Working Temperature
-15°C to +120°C

Maximum Working Pressure:
25 bar

Red Steel Long Handle

Female x Female, BSPP

0109	Thread
2023-0439	1/4″
2023-0447	3/8″
2023-0454	1/2″
2023-0462	3/4″
2023-0470	1″
2023-0488	1.1/4″
2023-0496	1.1/2″
2023-0504	2″
2023-0512	2.1/2″
2023-0520	3″
2023-0538	4″
Tech Sheet 837	



Male x Female, BSPP

0109	Thread
2024-1808	1/4″
2024-1816	3/8″
2024-1824	1/2″
2024-1832	3/4″
2024-1840	1″
2024-1857	1.1/4″
2024-1865	1.1/2″
2024-1873	2″
Tech Sheet 790	

Blue Steel Long Handle

Female x Female, BSPP

0109	Thread
2042-5336	1/4″
2042-5337	3/8″
2042-5338	1/2″
2042-5339	3/4″
2042-5340	1″
2042-5341	1.1/4″
2042-5342	1.1/2″
2042-5343	2″
2042-5344	2.1/2″
2042-5345	3″
2042-5346	4″
Tech Sheet 837	

Male x Female, BSPP

0109	Thread
2064-7889	1/4″
2064-7897	3/8″
2064-7905	1/2″
2064-7913	3/4″
2064-7921	1″
2064-7939	1.1/4″
2064-7947	1.1/2″
2064-7954	2″
Tech Sheet 790	

Green Steel Long Handle

Female x Female, BSPP

0109	Thread
2046-1695	1/4″
2046-1703	3/8″
2046-1711	1/2″
2046-1729	3/4″
2046-1737	1″
2046-1745	1.1/4″
2046-1752	1.1/2″
2046-1760	2″
2046-1778	2.1/2″
2046-1786	3″
2046-1794	4″
Tech Sheet 837	

Male x Female, BSPP

0109	Thread
2064-7962	1/4″
2064-7970	3/8″
2064-7988	1/2″
2064-7996	3/4″
2064-8002	1″
Tech Sheet 790	

BALL VALVES

Red T Handle

- Full bore
- Long thread
- Seal material PTFE

Working Temperature:
-10°C to +60°C

Maximum Working Pressure:
25 bar



Female x Female, BSPP

0109	Thread
2024-1915	1/4″
2024-1923	3/8″
2024-1949	1/2″
2024-1964	3/4″
2024-1980	1″
Tech Sheet 1763	



Male x Female, BSPP

0109	Thread
2024-2079	1/4″
2024-2087	3/8″
2024-2095	1/2″
2024-2103	3/4″
2024-2111	1″
Tech Sheet 1763	

Mini Ball Valves, Brass

- Polished chrome finish
- Seal material PTFE

Working Temperature:
-15°C to +100°C

Maximum Working Pressure:
8 bar (120 psi)

Type MBV, Female x Female, Black Lever Handle, BSPP

0090	Thread
MBV18S	1/8″
MBV14S	1/4″
MBV38S	3/8″
MBV12S	1/2″
MBV34S	3/4″
Tech Sheet 834	



Type MBV, Female x Female, Red Lever Handle, BSPP

0090	Thread
MBV18	1/8″
MBV14	1/4″
MBV38	3/8″
MBV12	1/2″
MBV34	3/4″
Tech Sheet 834	

Type MBVM, Male x Female, Black Lever Handle, BSPP

0090	Thread
MBVM18S	1/8″
MBVM14S	1/4″
MBVM38S	3/8″
MBVM12S	1/2″
MBVM34S	3/4″
Tech Sheet 834	



Type MBVM, Male x Female, Red Lever Handle, BSPP

0090	Thread
MBVM18	1/8″
MBVM14	1/4″
MBVM38	3/8″
MBVM12	1/2″
MBVM34	3/4″
Tech Sheet 834	

BALL VALVES

Heavy Model Brass Ball Valves, Full Bore

- PTFE ball seal
- Long threads
- Return line ball valve

Working Temperature:
-10°C to +90°C

Maximum Working Pressure:
40 bar

Female x Female, BSPP, Lever Handle

0109	Thread
HMBV-14	1/4″
HMBV-38	3/8″
HMBV-12	1/2″
HMBV-34	3/4″
HMBV-1	1″
HMBV-114	1.1/4″
HMBV-112	1.1/2″
HMBV-2	2″
HMBV-212	2.1/2″
HMBV-3	3″
HMBV-4	4″
Tech Sheet 60402	

Full Flow Ball Valves, Brass

Working Temperature:
-15°C to +150°C



Type BV90, Female x Female, BSPP, Lever Handle

0090	Thread
BV90-14	1/4″
BV90-38	3/8″
BV90-12	1/2″
BV90-34	3/4″
BV90-1	1″
BV90-114	1.1/4″
BV90-112	1.1/2″
BV90-2	2″
Tech Sheet 10023	

3 Way, L Port, Bottom Entry

Working Temperature:
-10°C to +100°C

Maximum Working Pressure:
25 bar

Female, BSPP, Lever Handle

0906	Thread
534-14	1/4″
534-38	3/8″
534-12	1/2″
534-34	3/4″
534-1	1″
534-114	1.1/4″
534-112	1.1/2″
534-2	2″
534-3	3″
Tech Sheet 68242	

itap



For **Itap**
see page **1659**

BALL VALVES

Heavy Model Brass Ball Valves, Full Bore

Working Temperature:
0°C to +90°C

Maximum Working Pressure:
40 bar

Male BSPT x Female BSPP, Long Female Thread, Lever Handle

0910	Thread
BV13-14	1/4″
BV13-38	3/8″
BV13-12	1/2″
BV13-34	3/4″
BV13-1	1″
Tech Sheet 68239	

Working Temperature:
-10°C to +120°C

Maximum Working Pressure:
40 bar



Male x Male, BSPP

0109	Thread
BV538-38	3/8″
BV538-12	1/2″
BV538-34	3/4″
BV538-1	1″
Tech Sheet 68240	

Working Temperature:
0°C to +90°C

Maximum Working Pressure:
40 bar

Male BSPT x Female BSPP, Long Female Thread, Wing Handle

0910	Thread
BV13-14W	1/4″
BV13-38W	3/8″
BV13-12W	1/2″
BV13-34W	3/4″
BV13-1W	1″
Tech Sheet 68239	

Working Temperature:
0°C to +90°C

Maximum Working Pressure:
40 bar

Female x Female, BSPP, Long Thread, Wing Handle

0910	Thread
BV12-14W	1/4″
BV12-38W	3/8″
BV12-12W	1/2″
BV12-34W	3/4″
BV12-1W	1″
Tech Sheet 68238	

Working Temperature:
-10°C to +120°C

Maximum Working Pressure:
40 bar



Male x Male, BSPP, High Pressure Version, Wing Handle

0109	Thread
BV548-38	3/8″
BV548-12	1/2″
BV548-34	3/4″
BV548-1	1″
Tech Sheet 68240	

Light Model Brass Ball Valves

- Lightweight, low pressure brass ball valve
- Suitable for domestic water services, heating, air conditioning and compressed air systems
- Available up to 4″ on request

Working Temperature:
-15°C to +120°C

Maximum Working Pressure:
25 bar



Female x Female, BSPP, Lever Handle

0109	Thread
LMBV-12	1/2″
LMBV-34	3/4″
LMBV-1	1″
LMBV-114	1.1/4″
LMBV-112	1.1/2″
LMBV-2	2″
Tech Sheet 10157	

- WRAS approved
- EN 331 and EU 305 conformity
- RoHS 3 compliant
- Blowout proof
- Double seal
- No metal-to-metal moving parts
- Maintenance-free
- 3 year warranty

WRAS

Brass ball valves fully approved by WRAS for clean water solutions.
The quality of the full flow brass ball valves is approved in the UK under the Water Regulations Advisory Scheme (WRAS) for water fittings. Suitable for domestic water services, heating, air-conditioning plants and compressed air systems for isolation shut-off. Red handle valves are stocked as standard with green, blue and black available on request.

EN 331 GAS

Brass ball valves conforming to EN 331 for gas applications.
Certified by Deutsche Akkreditierungsstelle (Dakks) in Germany to conform to EN 331 and EU 305, the yellow handle full flow brass ball valve has been specifically developed for gas installations including town gas, natural gas and liquid gas isolation shut-off.



WRAS APPROVED MATERIAL · CE · Gas Approved EN331 · RoHS 3 COMPLIANT · 3 YEAR WARRANTY

BALL VALVES

FULL FLOW VALVES

WRAS, Lever Handles, Brass Nickel Plated

Working Temperature:
-10°C to +120°C

Maximum Working Pressure:
25 bar

Blue and green levers are available on request

Female x Female, BSPP

0682	Thread
1063-14	1/4″
1063-38	3/8″
1063-12	1/2″
1063-34	3/4″
1063-1	1″
1063-114	1.1/4″
1063-112	1.1/2″
1063-2	2″
1063-212	2.1/2″
1063-3	3″
1063-4	4″
Tech Sheet 6038	

WRAS, Wing Handles, Brass Nickel Plated

Working Temperature:
-10°C to +120°C

Maximum Working Pressure:
25 bar

Female x Female, BSPP

0682	Thread
1193-14	1/4″
1193-38	3/8″
1193-12	1/2″
1193-34	3/4″
1193-1	1″
Tech Sheet 6038	

EN 331 Gas, Lever Handles, Brass Nickel Plated

Working Temperature:
-10°C to +80°C

Maximum Working Pressure:
5 bar

Female x Female, BSPP

0682	Thread
1071-14	1/4″
1071-38	3/8″
1071-12	1/2″
1071-34	3/4″
1071-1	1″
1071-114	1.1/4″
1071-112	1.1/2″
1071-2	2″
1071-212	2.1/2″
1071-3	3″
1071-4	4″
Tech Sheet 6038	

Male x Female, BSPP

0682	Thread
1073-14	1/4″
1073-38	3/8″
1073-12	1/2″
1073-34	3/4″
1073-1	1″
1073-114	1.1/4″
1073-112	1.1/2″
1073-2	2″
Tech Sheet 68781	

EN 331 Gas, Wing Handles, Brass Nickel Plated

Working Temperature:
-10°C to +80°C

Maximum Working Pressure:
5 bar

Male x Female, BSPP

0682	Thread
1074-14	1/4″
1074-38	3/8″
1074-12	1/2″
1074-34	3/4″
1074-1	1″
Tech Sheet 68781	

Female x Female, BSPP

0682	Thread
1072-14	1/4″
1072-38	3/8″
1072-12	1/2″
1072-34	3/4″
1072-1	1″
Tech Sheet 6038	

For full specification and installation instructions please refer to Tech Sheets as noted above.

BALL VALVES

Oxygen Degreased Ball Valves

Suitable for domestic water services, heating and air conditioning plants, and compressed air systems.

- PTFE Seals
- EPDM O-Rings
- Individually bagged

Working Temperature:
-20°C to +120°C

Maximum Working Pressure:
40 bar: up to 1″
32 bar: 1.1/4″
30 bar: 1.1/2″
25 bar: 2″

Male x Male, BSPP, White Lever Handle

0906	Thread
50200-38	3/8″
50200-12	1/2″
50200-34	3/4″
50200-1	1″
50200-114	1.1/4″
50200-112	1.1/2″
50200-2	2″
Tech Sheet 68246	

Working Temperature:
-20°C to +120°C

Maximum Working Pressure:
40 bar: up to 1″
32 bar: 1.1/4″
30 bar: 1.1/2″
25 bar: 2″



Female x Female, BSPP, White Lever Handle

0906	Thread
520-14	1/4″
520-38	3/8″
520-12	1/2″
520-34	3/4″
520-1	1″
520-114	1.1/4″
520-112	1.1/2″
520-2	2″
Tech Sheet 68245	

Working Temperature:
-20°C to +120°C

Maximum Working Pressure:
40 bar: up to 1″
32 bar: 1.1/4″
30 bar: 1.1/2″
25 bar: 2″

Male x Male, BSPP, White Wing Handle

0906	Thread
50201-38	3/8″
50201-12	1/2″
50201-34	3/4″
50201-1	1″
Tech Sheet 68246	

Working Temperature:
-20°C to +120°C

Maximum Working Pressure:
40 bar: up to 1″
32 bar: 1.1/4″
30 bar: 1.1/2″
25 bar: 2″

Female x Female, BSPP, White Wing Handle

0906	Thread
561-14	1/4″
561-38	3/8″
561-12	1/2″
561-34	3/4″
561-1	1″
Tech Sheet 68245	

All valves are degreased according to NF EN 12300.

BALL VALVES

Direct Mount WRAS Approved Brass Ball Valve

- Full bore
- ISO 5211 direct mount

Working Temperature:
-20°C to +170°C

Maximum Working Pressure:
40 bar: up to 2"
30 bar: 2.1/2" to 4"

WRAS APPROVED MATERIAL

Female x Female, BSPP

0358	Thread
BV64-12	1/2"
BV64-34	3/4"
BV64-1	1"
BV64-114	1.1/4"
BV64-112	1.1/2"
BV64-2	2"
BV64-212	2.1/2"
BV64-3	3"
BV64-4	4"
Tech Sheet 6040	

For **Actuated Brass Ball Valves**
see pages **1729-1732**

Direct Mount Brass Ball Valves

Suitable for domestic water services, heating and air conditioning plants, and compressed air systems.

Working Temperature:
-20°C to +130°C

Maximum Working Pressure:
40 bar

Female x Female, BSPP

0986	Thread
BV1021-14	1/4"
BV1021-38	3/8"
Tech Sheet 68247	

3 Way T Port, Female, BSPP

0986	Thread
BV1070-14	1/4"
BV1070-38	3/8"
BV1070-12	1/2"
BV1070-34	3/4"
BV1070-1	1"
BV1070-114	1.1/4"
BV1070-112	1.1/2"
BV1070-2	2"
Tech Sheet 68248	

3 Way L Port, Female, BSPP

0986	Thread
BV1071-14	1/4"
BV1071-38	3/8"
BV1071-12	1/2"
BV1071-34	3/4"
BV1071-1	1"
BV1071-114	1.1/4"
BV1071-112	1.1/2"
BV1071-2	2"
Tech Sheet 68248	

AIR-PRO VALVES

Compact Non-return Valves

Working Temperature: -20°C to +150°C

Maximum Working Pressure: 145 psi
Cracking Pressure: 0.5 psi

Brass, Viton Seals, BSPP

0090	Thread
VFU8.V	1/8″
VFU4.V	1/4″
VFU3.V	3/8″
VFU2.V	1/2″
Tech Sheet 20354	

Working Temperature: -10°C to +85°C

Maximum Working Pressure: 145 psi
Cracking Pressure: 0.5 psi

Brass, EPDM Seals

0090	Thread
VFU8.E	1/8″
VFU4.E	1/4″
VFU3.E	3/8″
VFU2.E	1/2″
Tech Sheet 20354	

Ported Non-return Valves

Working Temperature: -10°C to +85°C

Maximum Working Pressure: 145 psi
Cracking Pressure: 0.5 psi

Brass, Nitrile Seals, BSPP

0090	Thread
VUP8.M	1/8″
VUP4.M	1/4″
Tech Sheet 20355	

Working Temperature: -20°C to +150°C

Maximum Working Pressure: 145 psi
Cracking Pressure: 0.5 psi

Brass, Viton Seals, BSPP

0090	Thread
VUP8.VM	1/8″
VUP4.VM	1/4″
Tech Sheet 20355	

Working Temperature: -10°C to +85°C

Maximum Working Pressure: 145 psi
Cracking Pressure: 0.5 psi

Brass, EPDM Seals, BSPP

0090	Thread
VUP8.EM	1/8″
VUP4.EM	1/4″
Tech Sheet 20355	

Y Strainer, Brass

- Mesh Size =1.5mm up to 2″ valve

Working Temperature: -0°C to +110°C

Y Strainer, Brass, BSPP

0090	Thread
YS-38	3/8″
YS-12	1/2″
YS-34	3/4″
YS-1	1″
YS-114	1.1/4″
YS-112	1.1/2″
YS-2	2″
Tech Sheet 10302	

Strainers for YS Series

Stainless Steel AISI 304

0090	To Suit
192-38-STRAINER	YS-38
192-12-STRAINER	YS-12
192-34-STRAINER	YS-34
192-1-STRAINER	YS-1
192-114-STRAINER	YS-114
192-112-STRAINER	YS-112
192-2-STRAINER	YS-2
Tech Sheet 2032	

Globe Valves - Gunmetal/Brass

- BS 5154 PN 20 Series B. Test Pressures (Hydraulic): Shell 30 bar. Seat 22 bar.

Type 6062, BSPP

0090	Thread
GBV-12	1/2″
GBV-34	3/4″
GBV-1	1″
GBV-114	1.1/4″
GBV-112	1.1/2″
GBV-2	2″
Tech Sheet 2031	

Check Valves, Brass

- Minimum opening pressure 0.5 psi

Working Temperature: -0°C to +100°C

Type CV100, Opens at 20″ W.G., BSPP

0090	Thread
CV100-38	3/8″
CV100-12	1/2″
CV100-34	3/4″
CV100-1	1″
CV100-114	1.1/4″
CV100-112	1.1/2″
CV100-2	2″
Tech Sheet 10025	

Working Temperature: 0°C to +100°C



Type CV130, Swing Check Valve, BSPP

0089	Thread
CV130-38	3/8″
CV130-12	1/2″
CV130-34	3/4″
CV130-1	1″
CV130-114	1.1/4″
CV130-112	1.1/2″
CV130-2	2″
CV130-212	2.1/2″
CV130-3	3″
CV130-4	4″
Tech Sheet 10026	

Bleeder Valve

Working Temperature: -20°C to +85°C

Maximum Working Pressure: 10 bar

BSPP

0021	Thread
124.8	1/8″
124.4	1/4″
124.3	3/8″

AIR-PRO VALVES

Mini Ball Valves, Brass

Working Temperature:
-20°C to +150°C

Maximum Working Pressure:
220 psi

Type MVS, Female x Female, Screwdriver Slot, BSPP

0090	Thread
MVS-14	1/4″
MVS-38	3/8″
MVS-12	1/2″
Tech Sheet 10033	

Type MVS, Male x Female, Screwdriver Slot, BSPP

0090	Thread
MVSM-18	1/8″
MVSM-14	1/4″
MVSM-38	3/8″
MVSM-12	1/2″
Tech Sheet 10034	

Full Flow Valves, Extended Handle

Type BV581, Female x Female, BSPP

0090	Thread
BV581-38	3/8″
BV581-12	1/2″
BV581-34	3/4″
BV581-1	1″
Tech Sheet 10298	

Right Angled Full Flow Ball Valves



Type BV07, Female x Female, BSPP

0090	Thread
BV07-12	1/2″
BV07-34	3/4″
BV07-1	1″
Tech Sheet 10035	

Full Way Ball Valves with Strainer



Type BV620, Female x Female, BSPP

0090	Thread
BV620-12	1/2″
BV620-34	3/4″
Tech Sheet 10294	

3 Way Diverter, Ball Valves



Type BV23, Female x Female x Female, BSPP

0090	Thread
BV23-12	1/2″
BV23-34	3/4″
BV23-1	1″
Tech Sheet 10293	

Slide Valves - On/Off Type, Brass

Working Temperature:
-20°C to +80°C

Type 6060, BSPP

0090	Thread
6060-18	1/8″
6060-14	1/4″
6060-38	3/8″
6060-12	1/2″
Tech Sheet 10803	

AIR-PRO VALVES

Gate Valves - Heavy-duty

Working Temperature:
-20°C to +100°C

Maximum Working Pressure:
16 bar

Type GV157, Brass, BSPP

0090	Thread
GV157-38	3/8″
GV157-12	1/2″
GV157-34	3/4″
GV157-1	1″
GV157-114	1.1/4″
GV157-112	1.1/2″
GV157-2	2″
GV157-212	2.1/2″
GV157-3	3″
Tech Sheet 10143	

Bronze Oblique Seating Stop Valves

- SV73 is manufactured in accordance with BS5154/B - PN20
- PTFE Disc
- **Cold Service:** 20 bar at -10 to 100°C
- **Saturated Steam:** 9 bar at 180°C

Type SV73, Female x Female, BSPP

0090	Thread
SV73-12	1/2″
SV73-34	3/4″
SV73-1	1″
SV73-2	2″
Tech Sheet 10027	

Needle Valves, Brass

Working Temperature:
0°C to +100°C

Female x Female, BSPP

0090	Thread
EV-18	1/8″
EV-14	1/4″
EV-38	3/8″
EV-12	1/2″
Tech Sheet 10028	

Maximum Working Pressure:
100 bar

Male x Male, BSPT

0090	Thread
EVMM-18	1/8″
EVMM-14	1/4″
EVMM-38	3/8″
EVMM-12	1/2″
Tech Sheet 10029	

NPT Full Way Ball Valve, Brass, Unplated

Type BV50, Female x Female, Lever Handle, NPT

0090	Thread
BV50-12NPT	1/2″
BV50-34NPT	3/4″
Tech Sheet 10030	

High Pressure 2 Way Valves, Brass

Type BV210, Female x Female, BSPP

0090	Thread
BV210-38	3/8″
BV210-12	1/2″
BV210-34	3/4″
BV210-1	1″
Tech Sheet 10032	

AIR-PRO VALVES

Venting, Ball Valves

Working Temperature:
Fluids:
-10°C to +140°C
Gas:
-10°C to +60°C

Female x Female, BSPP

0090	Thread
VBV-14	1/4″
VBV-38	3/8″
VBV-12	1/2″
VBV-34	3/4″
VBV-1	1″
Tech Sheet 10319	

Bronze Self-Closing Lever Globe Valve

Maximum Working Temperature:
180°C at 10 bar

Maximum Working Pressure:
16 bar

- PTFE Disk
- Stainless steel spring

BSPP

0093	Thread
SC/LV/G1003-12	1/2″
SC/LV/G1003-34	3/4″
SC/LV/G1003-1	1″
Tech Sheet 10325	

Bronze Sight Glass/Indicator

Maximum Working Temperature:
150°C

Maximum Working Pressure:
16 bar

Specification:
Hardened single glass inspection window.

BSPP

0090	Thread
2021-1330	1/2″
2021-1348	3/4″
2021-1355	1″
Tech Sheet 821	

2/2 Brass Lever/Spring Poppet Valves

BSPP

0090	Thread
PBBLH-3/8	3/8″

PVC Non-return Valves

Maximum Working Pressure:
10 bar

Female x Female, Threaded BSPP

0090	Thread
2020-0481	1/2″
2020-0499	3/4″
2020-0507	1″
2020-0515	1.1/4″
2020-0523	1.1/2″
2020-0531	2″
Tech Sheet 10323	

PVC Ball Valves with Double Union

- **Body:** PE
- **Seal:** EPDM

Female x Female, Threaded BSPP

0090	Thread
2020-0424	1/2″
2020-0432	3/4″
2020-0440	1″
2020-0457	1.1/4″
2020-0465	1.1/2″
2020-0473	2″
Tech Sheet 10322	

Air Pinch Valves

Control Pressure:
20 to 40 psi greater than material pressure

N.B: Air pinch valve sleeves can be easily and economically replaced when they wear out. Other body and sleeve material options are available on request.

Maximum Actuation Pressure: 90 psi



With Polypropylene Body & Buna Sleeve, BSPP

0030	Thread A	Thread B
PINCH-AP6372	1/4″	1/8″
PINCH-AP6304	3/8″	1/8″
PINCH-AP6252	5/8″	1/4″
Tech Sheet 10324		

AIR-PRO VALVES

Plastic Ball Valves

Maximum Working Pressure: 3.5 bar

Body: Polypropylene
Seal: Nitrile

Hose Tail x Hose Tail

0270	To Suit Hose ID mm
18530-1	12
18530-2	16
18530-3	20

Male BSPP x Male BSPP

0270	Thread
18570-1	1/2"
18570-2	1/2" x 3/4"
18570-3	3/4"

Hose Tail x Female BSPP

0270	To Suit Hose ID mm	Thread
18563-1	16	1/2"
18563-2	16	3/4"
18563-3	20	1/2"
18563-4	20	3/4"

Hose Tail x Male BSPP

0270	To Suit Hose ID mm	Thread
18560-1	12	1/2"
18560-2	12	3/4"
18560-3	16	1/2"
18560-4	16	3/4"
18560-5	20	1/2"
18560-6	20	3/4"

Polypropylene

- Maximum counteracting pressure is 4.5 bar from 0 bar operating range
- Black polypropylene with EPDM seals as standard
- Stainless steel 302 spring is in separate chamber to flow
- TPE thread gasket included
- Push button end to open flow, take hand away to allow self-closure
- Guide markings on tap
- Suitable for use with static or portable tanks to prevent unattended liquid loss
- Can be used with appropriate chemicals to prevent dangerous spills

Applications

Adopted by many local water authorities to use on emergency supply tankers, avoiding unnecessary waste.

3/4" BSPP Male x 20mm OD Outlet

0680	Thread	OD mm
11PP07	3/4"	20
	Tech Sheet 68761	

Nylon

- Maximum counteracting pressure is 4.5 bar from 0 bar operating range
- Beige nylon with FPM seals for use with paraffin or very rugged duty
- Stainless steel 302 spring is in separate chamber to flow
- TPE thread gasket included
- Push button end to open flow, take hand away to allow self-closure
- Guide markings on tap
- Suitable for use with static or portable tanks to prevent unattended liquid loss
- Can be used with appropriate chemicals to prevent dangerous spills

Applications

Adopted by many local water authorities to use on emergency supply tankers, avoiding unnecessary waste.

3/4" BSPP Male x 20mm OD Outlet

0680	Thread	OD mm
11PN07	3/4"	20
	Tech Sheet 68761	

BALL VALVES

Full Bore Ball Valves, Brass Nickel Plated

Suitable for domestic water services, heating and air-conditioning plants, compressed air systems.

Working Temperature:
-20°C to +150°C
in absence of steam



Type 090,
Female x Female, BSPP, Lever Handle

0089	Thread	Max Pressure Bar
IT090-14	1/4″	50
IT090-38	3/8″	50
IT090-12	1/2″	50
IT090-34	3/4″	40
IT090-1	1″	40
IT090-114	1.1/4″	30
IT090-112	1.1/2″	30
IT090-2	2″	25
IT090-212	2.1/2″	18
IT090-3	3″	16
IT090-4	4″	14
Tech Sheet 1826		

Working Temperature:
-20°C to +150°C
in absence of steam



Type 091,
Male x Female, BSPP, Lever Handle

0089	Thread	Max Pressure Bar
IT091-14	1/4″	50
IT091-38	3/8″	50
IT091-12	1/2″	50
IT091-34	3/4″	40
IT091-1	1″	40
IT091-114	1.1/4″	30
IT091-112	1.1/2″	30
IT091-2	2″	25
Tech Sheet 6042		

Working Temperature:
-20°C to +150°C
in absence of steam

Type 092,
Female x Female, BSPP, Wing Handle

0089	Thread	Max Pressure Bar
IT092-14	1/4″	50
IT092-38	3/8″	50
IT092-12	1/2″	50
IT092-34	3/4″	40
IT092-1	1″	40
Tech Sheet 1826		

Working Temperature:
-20°C to +150°C
in absence of steam



Type 093,
Male x Female, BSPP, Wing Handle

0089	Thread	Max Pressure Bar
IT093-14	1/4″	50
IT093-38	3/8″	50
IT093-12	1/2″	50
IT093-34	3/4″	40
IT093-1	1″	40
Tech Sheet 6042		

Working Temperature:
-10°C to +95°C
in absence of steam



Type 099,
Male x Male, BSPP, Lever Handle

0089	Thread	Max Pressure Bar
IT099-12	1/2″	40
IT099-34	3/4″	40
IT099-1	1″	40
IT099-114	1.1/4″	30
IT099-112	1.1/2″	30
IT099-2	2″	30
Tech Sheet 6044		

Working Temperature:
-20°C to +150°C
in absence of steam

Type 098,
Male Union x Female, BSPP, Wing Handle

0089	Thread	Max Pressure Bar
IT098-12	1/2″	50
IT098-34	3/4″	40
IT098-1	1″	40
IT098-114	1.1/4″	30
IT098-112	1.1/2″	30
IT098-2	2″	30
Tech Sheet 6043		

Working Temperature:
-20°C to +150°C
in absence of steam

Type 298 Elbow,
Male Union x Female, BSPP, Wing Handle

0089	Thread	Max Pressure Bar
IT298-12	1/2′	50
IT298-34	3/4″	40
IT298-1	1″	40
Tech Sheet 6043		

Ecological ball valves in compliance with the new European regulation for drinkable water. Approved in accordance with standard EN 13828 and Code of Practice DVGW W 570 for the distribution of water intended for human consumption. Full bore ball valve equipped with a ball designed to avoid stagnation of water and eventual proliferation of bacteria inside the valve.

Working Temperature:
-20°C to 150°C in
absence of steam.

WRAS APPROVED PRODUCT



Type 376,
Female x Female, BSPP, Flat Lever Handle

0089	Thread	Max Pressure Bar
IT376-14	1/4″	50
IT376-38	3/8″	50
IT376-12	1/2″	50
IT376-34	3/4″	40
IT376-1	1″	40
IT376-114	1.1/4″	30
IT376-112	1.1/2″	30
IT376-2	2″	25
Tech Sheet 6047		

BALL VALVES

3 Way Ball Valves, Brass Nickel Plated

Suitable for domestic water services, heating and air-conditioning plants, compressed air systems.

Working Temperature:
-10°C to +120°C

Type 128 L Port, Female, BSPP, Lever Handle

0089	Thread	Max Pressure Bar
IT128-14L	1/4″	55
IT128-38L	3/8″	55
IT128-12L	1/2″	50
IT128-34L	3/4″	50
IT128-1L	1″	45
IT128-114L	1.1/4″	35
IT128-112L	1.1/2″	35
IT128-2L	2″	35
Tech Sheet 1829		

Type 128 T Port, Female, BSPP, Lever Handle

0089	Thread	Max Pressure Bar
IT128-14T	1/4″	55
IT128-38T	3/8″	55
IT128-12T	1/2″	50
IT128-34T	3/4″	50
IT128-1T	1″	45
IT128-114T	1.1/4″	35
IT128-112T	1.1/2″	35
IT128-2T	2″	35
Tech Sheet 1829		

Standard Bore Ball Valves, Brass Nickel Plated

Suitable for domestic water services, heating and air-conditioning plants, compressed air systems.

Working Temperature:
-20°C to +110°C in the absence of steam.

Type 115 with Drain Valve, Female x Female, BSPP, Lever Handle

0089	Thread	Max Pressure Bar
IT115-12	1/2″	25
IT115-34	3/4″	25
IT115-1	1″	25
IT115-114	1.1/4″	20
IT115-112	1.1/2″	20
IT115-2	2″	20
Tech Sheet 6045		

Working Temperature:
-20°C to +150°C in the absence of steam.



Type 216, Female x Female, BSPP, Flat Lever Handle

0089	Thread	Max Pressure Bar
IT216-14	1/4″	50
IT216-38	3/8″	50
IT216-12	1/2″	30
IT216-34	3/4″	30
IT216-1	1″	30
IT216-114	1.1/4″	25
IT216-112	1.1/2″	25
IT216-2	2″	25
Tech Sheet 1830		

Working Temperature:
-20°C to +150°C in the absence of steam.

Type 217, Male x Female, BSPP, Flat Lever Handle

0089	Thread	Max Pressure Bar
IT217-14	1/4″	50
IT217-38	3/8″	50
IT217-12	1/2″	30
IT217-34	3/4″	30
IT217-1	1″	30
IT217-114	1.1/4″	25
IT217-112	1.1/2″	25
IT217-2	2″	25
Tech Sheet 1830		

AIR-PRO

For **Brass Compression Fittings**
see pages **1071-1074**

KELMK™
Enhanced Quality Performance



For **Aluminium Hose Tails**
see page **1019**

BALL VALVES

Mini Ball Valves, Brass Chrome Plated

Working Temperature: 0°C to +90°C

Maximum Working Pressure: 10 bar

Suitable for domestic water services, heating and air-conditioning plants and compressed air systems.

Type 125, Female x Female, BSPP, Nylon Lever Handle

0089	Thread
IT125-38	3/8"
IT125-12	1/2"
IT125-34	3/4"
Tech Sheet 1828	

Type 126, Male x Male, BSPP, Nylon Lever Handle

0089	Thread
IT126-38	3/8"
IT126-12	1/2"
IT126-34	3/4"
Tech Sheet 1828	

Type 125 Black, Female x Female, BSPP, Nylon Lever Handle

0089	Thread
IT125-38N	3/8"
IT125-12N	1/2"
IT125-34N	3/4"
Tech Sheet 1828	

Type 126 Black, Male x Male, BSPP, Nylon Lever Handle

0089	Thread
IT126-38N	3/8"
IT126-12N	1/2"
IT126-34N	3/4"
Tech Sheet 1828	

Full Bore Gas Ball Valves, Brass Nickel Plated

Working Temperature: -20°C to +60°C

Maximum Working Pressure: 5 bar

EN 331 approved

Type 070, Female x Female, BSPP, Lever Handle

0089	Thread
IT070-12	1/2"
IT070-34	3/4"
IT070-1	1"
IT070-114	1.1/4"
IT070-112	1.1/2"
IT070-2	2"
Tech Sheet 1831	

Type 071, Male, BSPT x Female, BSPP, Lever Handle

0089	Thread
IT071-14	1/4"
IT071-38	3/8"
IT071-12	1/2"
IT071-34	3/4"
IT071-1	1"
IT071-114	1.1/4"
IT071-112	1.1/2"
IT071-2	2"
Tech Sheet 1832	

Type 072, Female x Female, BSPP, Wing Handle

0089	Thread
IT072-12	1/2"
IT072-34	3/4"
IT072-1	1"
Tech Sheet 1831	

Type 073, Male, BSPT x Female, BSPP, Wing Handle

0089	Thread
IT073-12	1/2"
IT073-34	3/4"
IT073-1	1"
Tech Sheet 1832	

BALL VALVES

Full Bore Gas Ball Valves, Brass Nickel Plated

Working Temperature: -20°C to +60°C

Maximum Working Pressure: 5 bar

EN 331 approved

Type 060, Male x Male, BSPT, Wing Handle

0089	Thread
IT060-12	1/2"
Tech Sheet 10340	

Type 066 Compact, Female x Female, BSPP, Lever Handle

0089	Thread
IT066-14	1/4"
IT066-38	3/8"
IT066-12	1/2"
IT066-34	3/4"
IT066-1	1"
IT066-114	1.1/4"
IT066-112	1.1/2"
IT066-2	2"
Tech Sheet 68253	



Type 067 Compact, Male, BSPT x Female, BSPP, Lever Handle

0089	Thread
IT067-14	1/4"
IT067-38	3/8"
IT067-12	1/2"
IT067-34	3/4"
IT067-1	1"
IT067-114	1.1/4"
IT067-112	1.1/2"
IT067-2	2"
Tech Sheet 68254	

Type 068 Compact, Female x Female, BSPP, Wing Handle

0089	Thread
IT068-14	1/4"
IT068-38	3/8"
IT068-12	1/2"
IT068-34	3/4"
IT068-1	1"
Tech Sheet 68255	

Type 069 Compact, Male, BSPT x Female, BSPP, Wing Handle

0089	Thread
IT069-14	1/4"
IT069-38	3/8"
IT069-12	1/2"
IT069-34	3/4"
IT069-1	1"
Tech Sheet 68256	

Type 266 Compact, Female x Female, BSPP, Flat Lever Handle

0089	Thread
IT266-14	1/4"
IT266-38	3/8"
IT266-12	1/2"
IT266-34	3/4"
IT266-1	1"
IT266-114	1.1/4"
IT266-112	1.1/2"
IT266-2	2"
Tech Sheet 68257	



Type 267 Compact, Male, BSPT x Female, BSPP, Flat Lever Handle

0089	Thread
IT267-14	1/4"
IT267-38	3/8"
IT267-12	1/2"
IT267-34	3/4"
IT267-1	1"
IT267-114	1.1/4"
IT267-112	1.1/2"
IT267-2	2"
Tech Sheet 68258	

BALL VALVES

Bibcock Ball Valves, Brass Nickel Plated

Working Temperature:
-20°C to +80°C

Maximum Working Pressure: 15 bar

Type 174, Plastic Hose Tail x Male, BSPP, Lever Handle

0089	Thread	To Suit Hose ID mm
IT174-12	1/2″	13
IT174-34	3/4″	19
Tech Sheet 68270		

Working Temperature:
-20°C to +80°C



Type 134 Heavy-duty, Hose Tail x Male, BSPP, Wing Handle

0089	Thread	To Suit Hose ID mm	Max Pressure Bar
IT134-38	3/8″	19	15
IT134-12	1/2″	19	15
IT134-34	3/4″	25	15
IT134-1	1″	32	12
Tech Sheet 68270			

Working Temperature:
-20°C to +80°C

Type 132 Heavy-duty, Hose Tail x Male, BSPP, Lever Handle

0089	Thread	To Suit Hose ID mm	Max Pressure Bar
IT132-38	3/8″	19	15
IT132-12	1/2″	19	15
IT132-34	3/4″	25	15
IT132-1	1″	32	12
Tech Sheet 68270			

Working Temperature:
0°C to +80°C

Maximum Working Pressure: 15 bar



Type 144, Hose Tail x Male, BSPP, Handle with Lockpad Eye (7mm ID)

0089	Thread	To Suit Hose ID mm
IT144-12	1/2″	13
IT144-34	3/4″	19
Tech Sheet 1834		

Drain Ball Valves, Brass

Working Temperature:
-15°C to +110°C (Air)
0°C to +90°C (Water)

Maximum Working Pressure:
12 bar

Type 139, Male x Hose Tail, BSPP

0089	Thread	To Suit Hose ID mm
IT139-38	3/8″	10
IT139-12	1/2″	13
IT139-34	3/4″	19
Tech Sheet 10339		

5 Way Connector for Pumps & Tanks, Brass

Working Temperature:
-20°C to +120°C

Nominal Pressure:
25 bar

Type 110, Male, BSPT x Female, BSPP

0089	Thread
IT110-1	1″
Tech Sheet 10335	

AIGNEP

British Gas Approved Valves
Tested and certified by BG plc to EN331 1997.

For **Gas Mini Ball Valves** see page **1673**

CHECK & GATE VALVES

Gate Valves, Brass

Suitable for domestic water services, heating, air-conditioning plants

Working Temperature: 0°C to +150°C in absence of steam

Maximum Working Pressure: 16 bar

WRAS APPROVED MATERIAL

Type 156 PN16, Female, BSPP

0089	Thread
IT156-12	1/2″
IT156-34	3/4″
IT156-1	1″
IT156-114	1.1/4″
IT156-112	1.1/2″
IT156-2	2″
IT156-212	2.1/2″
IT156-3	3″
IT156-4	4″
Tech Sheet 20009	

Type 156 PN16, Female, NPT

0089	Thread
IT156-212N	2.1/2″
IT156-3N	3″
IT156-4N	4″
Tech Sheet 20009	

Foot Valves, Brass

Suitable for domestic water services, heating and air-conditioning plants, compressed air systems. Suited for installation in any position: vertical, horizontal or diagonal. Stainless steel strainer with polymer thread. Filtration up to 2″: 1200µm, 2.1/2″ onwards: 2000µm

Working Temperature: -20°C to +100°C

Type 108 York, Female, BSPP

0089	Thread	Max Pressure Bar
IT108-38	3/8″	12
IT108-12	1/2″	12
IT108-34	3/4″	12
IT108-1	1″	12
IT108-114	1.1/4″	10
IT108-112	1.1/2″	10
IT108-2	2″	10
IT108-212	2.1/2″	6
IT108-3	3″	6
IT108-4	4″	6
Tech Sheet 10197		

Check Valves, Brass

Working Temperature: -20°C to +100°C

Suitable for domestic water services, heating and air-conditioning plants, compressed air systems. Suited for installation in any position: vertical, horizontal or diagonal.

Type 100 Europa, Female, BSPP

0089	Thread	Max Pressure bar
IT100-38	3/8″	25
IT100-12	1/2″	25
IT100-34	3/4″	25
IT100-1	1″	25
IT100-114	1.1/4″	18
IT100-112	1.1/2″	18
IT100-2	2″	18
IT100-212	2.1/2″	12
IT100-3	3″	12
IT100-4	4″	12
Tech Sheet 6124		

Type 103 York, Female, BSPP

0089	Thread	Max Pressure Bar
IT103-38	3/8″	12
IT103-12	1/2″	12
IT103-34	3/4″	12
IT103-1	1″	12
IT103-114	1.1/4″	10
IT103-112	1.1/2″	10
IT103-2	2″	10
IT103-212	2.1/2″	8
IT103-3	3″	8
IT103-4	4″	8
Tech Sheet 1837		

Type 101 Block, Female, BSPP

0089	Thread	Max Pressure Bar
IT101-12	1/2″	12
IT101-34	3/4″	12
IT101-1	1″	12
IT101-114	1.1/4″	10
IT101-112	1.1/2″	10
IT101-2	2″	10
Tech Sheet 1982		

Working Temperature: -20°C to +150°C (air & fluid hydrocarbons); -20°C to +100°C (water)

Also suitable for use with gasoline and fuels in general.

Type 104 Roma, Female, BSPP

0089	Thread	Max Pressure Bar
IT104-38	3/8″	25
IT104-12	1/2″	25
IT104-34	3/4″	25
IT104-1	1″	25
IT104-114	1.1/4″	18
IT104-112	1.1/2″	18
IT104-2	2″	18
Tech Sheet 6500		

Strainer, Stainless Steel with Polymer Thread, BSPP

0089	Thread
IT102-38	3/8″
IT102-12	1/2″
IT102-34	3/4″
IT102-1	1″
IT102-114	1.1/4″
IT102-112	1.1/2″
IT102-2	2″
IT102-212	2.1/2″
IT102-3	3″
IT102-4	4″
Tech Sheet 6125	

Strainer, Polymer, BSPP

0089	Thread
IT107-38	3/8″
IT107-12	1/2″
IT107-34	3/4″
IT107-1	1″
IT107-114	1.1/4″
IT107-112	1.1/2″
IT107-2	2″
Tech Sheet 1983	

STRAINERS & PRESSURE REDUCING VALVES

Y-Strainers, Brass

Suitable for domestic water services, heating and air-conditioning plants, compressed air systems. With inspection plug and stainless steel strainer. Filtration up to 2": 500µm, 2.1/2" onwards: 800µm.

Working Temperature: -20°C to +110°C in absence of steam.

Type 192, Female, BSPP

0089	Thread	Max Pressure Bar
IT192-14	1/4"	20
IT192-38	3/8"	20
IT192-12	1/2"	20
IT192-34	3/4"	20
IT192-1	1"	20
IT192-114	1.1/4"	20
IT192-112	1.1/2"	20
IT192-2	2"	20
IT192-212	2.1/2"	16
IT192-3	3"	16
IT192-4	4"	16
Tech Sheet 6134		

Y-Strainers, Brass Nickel Plated

Suitable for domestic water services, heating and air-conditioning plants, compressed air systems. With inspection plug. With inspection plug and stainless steel strainer. Filtration: 500µm

Working Temperature: -20°C to +110°C in absence of steam.

Maximum Working Pressure: 20 bar

Type 193, Female, BSPP

0089	Thread
IT193-14	1/4"
IT193-38	3/8"
IT193-12	1/2"
IT193-34	3/4"
IT193-1	1"
IT193-112	1.1/2"
IT193-2	2"
Tech Sheet 6499	

Pressure Reducing Valves, Brass

Body in dezincification resistant brass. Adjustable outlet pressure: between 1 to 5.5 bar (up to 1") or 1 to 6 bar (1.1/4" onwards). Factory setting 4 bar.

Working Temperature: 0°C to +80°C

Maximum Inlet Pressure: 25 bar

WRAS approval for 1/2", 3/4" and 1" models only.

Type 243, Female, BSPP, 1/4" Gauge Ports

0089	Thread
IT243-12	1/2"
IT243-34	3/4"
IT243-1	1"
IT243-114	1.1/4"
IT243-112	1.1/2"
IT243-2	2"
Tech Sheet 60357	

Pressure Reducing Valves, Brass Nickel Plated

Working Temperature: -0°C to +80°C

Maximum Inlet Pressure: 25 bar

Adjustable outlet pressure: between 1 to 5.5 bar (up to 1") or 1 to 6 bar (1.1/4" onwards). Factory setting 3 bar.

Type 143, Female, BSPP, 1/4" Gauge Ports

0089	Thread
143-12	1/2"
143-34	3/4"
143-1	1"
143-114	1.1/4"
143-112	1.1/2"
143-2	2"
143-212	2.1/2"
143-3	3"
143-4	4"
Tech Sheet 10522	

Type 143mm, Male Unions, BSPP, 1/4" Gauge Ports

0089	Thread
143-12MM	1/2"
143-34MM	3/4"
143-1MM	1"
143-114MM	1.1/4"
143-112MM	1.1/2"
143-2MM	2"
Tech Sheet 10522	

KELMK™ Enhanced Quality Performance

For **Nickel Plated Brass Adaptors**
see page **1029**



BALL VALVES

High Pressure Mini Ball Valves

Material: Nickel plated brass.
Seals: PTFE.

- PED 2014/68/EU

Working Temperature: -20°C to +90°C

Maximum Working Pressure: 30 bar

Female x Female, BSPP

0358	Thread
BV35-18	1/8"
BV35-14	1/4"
BV35-38	3/8"
BV35-12	1/2"
Tech Sheet 60394	

Female x Male, BSPP

0358	Thread
BV35-18M	1/8"
BV35-14M	1/4"
BV35-38M	3/8"
BV35-12M	1/2"
Tech Sheet 60394	

Spring Return Valves

Valves can be opened normally by rotating the handle 90°s. When the user releases the handle, the valve shuts off automatically.

- PED 2014/68/EU

Working Temperature: -40°C to +170°C

Maximum Working Pressure: 40 bar

Female x Female, BSPP

0358	Thread
BV84-14DH	1/4"
BV84-38DH	3/8"
BV84-12DH	1/2"
BV84-34DH	3/4"
BV84-1DH	1"
BV84-114DH	1.1/4"
BV84-112DH	1.1/2"
BV84-2DH	2"
Tech Sheet 60395	

Dezincification Resistant Ball Valves

Through the use of new technology, these valves retain the reliability and competitiveness of brass but are comparable to bronze in corrosion resistance.

- PED 2014/68/EU

Working Temperature: -40°C to +170°C

Maximum Working Pressure: 30 bar

Female x Female, BSPP

0358	Thread
BV24-12	1/2"
BV24-34	3/4"
BV24-1	1"
BV24-114	1.1/4"
BV24-112	1.1/2"
BV24-2	2"
BV24-212	2.1/2"
BV24-3	3"
BV24-4	4"
Tech Sheet 60396	

Vented Lockable Ball Valves

Material: nickel plated brass.
Threads: ISO228 (equivalent to DIN EN ISO 228 and BS EN ISO 228).

- Vents downstream pressure when closed
- Suitable for compressed air systems

Working Temperature: -10°C to +100°C

Maximum Working Pressure: 14 bar

Female x Female, BSPP

0358	Thread
BV93-14L	1/4"
BV93-38L	3/8"
BV93-12L	1/2"
BV93-34L	3/4"
BV93-1L	1"
BV93-114L	1.1/4"
BV93-112L	1.1/2"
BV93-2L	2"
Tech Sheet 6041	

Stem Extension

- Can be used when insulating the pipework.

To suit RuB Ball Valves

0358	To Suit
PPRO03	1/4"-1/2"
PPRO06	3/4"-1"
PPRO09	1.1/4"-2"
Tech Sheet 68243	

Compression Ended WRAS Ball Valves

Body material: DZR brass.

- Suitable for domestic water services, heating and air conditioning plants and compressed air systems.

Working Temperature: -20°C to +150°C

Maximum Working Pressure: 16 bar

Male x Male

0358	OD mm
BV28-15	15
BV28-22	22
BV28-28	28
BV28-35	35
BV28-42	42
BV28-54	54
Tech Sheet 68241	

Ball Valve Lockable Handles

Yellow

0358	To Suit
PBFG13	1/4"-1/2"
PBFG16	3/4"-1"
PBFG19	1.1/4"-2"
PBFG20	2.1/2"-4"
Tech Sheet 68244	

Blue

0358	To Suit
PBFA13	1/4"-1/2"
PBFA16	3/4"-1"
PBFA19	1.1/4"-2"
PBFA20	2.1/2"-4"
Tech Sheet 68244	

BALL VALVES

Dual Sealing Gas Approved Ball Valves

- Manufactured in accordance to EN331
- ISO 228 parallel female threads to EN10226-1
- Full port to DIN 3357 for maximum flow
- PED 2014/68/EU
- Spring return handle available on request

Working Temperature:
-40°C to +170°C
AS4617 Limitations for Gas:
0°C to +60°C

Maximum Working Pressure:
Up to 2": 40 bar
Over 2": 30 bar
AS4617 Limitations for Gas:
Up to 2": 2100Kpa
2.1/2" to 4": 150Kpa

Female x Female, BSPP

0358	Thread
BV84-14	1/4"
BV84-38	3/8"
BV84-12	1/2"
BV84-34	3/4"
BV84-1	1"
BV84-114	1.1/4"
BV84-112	1.1/2"
BV84-2	2"
BV84-212	2.1/2"
BV84-3	3"
BV84-4	4"
Tech Sheet 20558	

Dual Sealing WRAS Ball Valves

The new BV84W potable ball valve range is approved for use with drinking water. The ball design avoids water stagnation and the spread of bacteria in the system.

- PED 2014/68/EU

Working Temperature:
-40°C to +170°C

Maximum Working Pressure:
40 bar

WRAS APPROVED MATERIAL

Female x Female, BSPP

0358	Thread
BV84W-14	1/4"
BV84W-38	3/8"
BV84W-12	1/2"
BV84W-34	3/4"
BV84W-1	1"
BV84W-114	1.1/4"
BV84W-112	1.1/2"
BV84W-2	2"
Tech Sheet 20558	

Dual Sealing Gas Lockable Ball Valves

- Manufactured in accordance to EN331
- ISO 228 parallel female threads to EN10226-1
- Full port to DIN 3357 for maximum flow
- PED 2014/68/EU
- Spring return handle available on request

Working Temperature:
-40°C to +170°C
AS4617 Limitations for Gas:
0°C to +60°C

Maximum Working Pressure:
Up to 2": 40 bar
Over 2": 30 bar
AS4617 Limitations for Gas:
Up to 2": 2100Kpa
2.1/2" to 4": 150Kpa

Female x Female, BSPP

0358	Thread
BV84-14L	1/4"
BV84-38L	3/8"
BV84-12L	1/2"
BV84-34L	3/4"
BV84-1L	1"
BV84-114L	1.1/4"
BV84-112L	1.1/2"
BV84-2L	2"
BV84-212L	2.1/2"
BV84-3L	3"
BV84-4L	4"
Tech Sheet 60397	

Dual Sealing WRAS Lockable Ball Valves

The new BV84W potable ball valve range is approved for use with drinking water. The specific ball design avoids water stagnation and the spread of bacteria in the system.

- PED 2014/68/EU

Working Temperature:
-40°C to +170°C

Maximum Working Pressure:
40 bar

WRAS APPROVED MATERIAL

Female x Female, BSPP

0358	Thread
BV84-14WL	1/4"
BV84-38WL	3/8"
BV84-12WL	1/2"
BV84-34WL	3/4"
BV84-1WL	1"
BV84-114WL	1.1/4"
BV84-112WL	1.1/2"
BV84-2WL	2"
BV84-212WL	2.1/2"
BV84-3WL	3"
BV84-4WL	4"
Tech Sheet 60397	

BALL VALVES

TVL TECNOVIELLE S.p.A.
Fabbrica valvole a sfera e raccorderie

Mini Ball Valves

- **Body:** Brass
- **End Connection:** Brass
- **Ball:** Brass, chrome plated
- **Stem:** Brass
- **Seal:** PTFE
- **O-Ring:** Nitrile
- **Handle:** Plastic (ABS)

Working Temperature:
-10°C to +90°C

Maximum Working Pressure:
20 bar

Female x Female, BSPP

0468	Thread
TEMBVFF-1/4	1/4"
TEMBVFF-3/8	3/8"
TEMBVFF-1/2	1/2"
Tech Sheet 67953	

- **Body:** Brass
- **Sleeve:** Brass
- **Ball:** Brass, chrome plated
- **Stem:** Brass
- **Seal:** PTFE
- **O-Ring:** Nitrile
- **Handle:** Plastic (ABS)

Working Temperature:
-10°C to +90°C

Maximum Working Pressure:
20 bar

Male x Female, BSPP

0468	Thread
TEMBVMF-1/4	1/4"
TEMBVMF-3/8	3/8"
TEMBVMF-1/2	1/2"
Tech Sheet 67954	

Antifrost Bibcocks

- **Body, Sleeve and Hose Connection:** Brass
- **Ball:** Brass, chrome plated
- **Stem and Nut:** Brass
- **Seals:** PTFE
- **O-Ring:** Nitrile
- **Flat Seal:** EPDM
- **Handle:** Aluminium

Working Temperature:
-20°C to +100°C

Maximum Working Pressure:
Without nipple for hose: 30 bar
With nipple for hose: 3 bar

BSPP

0468	Thread	OD mm
AFBV-12	1/2"	14
AFBV-34	3/4"	20
Tech Sheet 67955		

90° Gas Ball Valves

- **Body:** Brass
- **Ball:** Brass, chrome plated
- **Sleeve, Stem and Nut:** Brass
- **Seal:** PTFE
- **O-Rings:** Nitrile + FKM
- **Handle:** Aluminium
- Conforms to BS EN331

Working Temperature:
-20°C to +60°C

Maximum Working Pressure:
5 bar

Female x Female, BSPP

0468	Thread	Thread
GBVFF-1212	1/2"	1/2"
GBVFF-1234	1/2"	3/4"
Tech Sheet 67956		

- **Body:** Brass
- **Ball:** Brass, chrome plated
- **Sleeve, Stem and Nut:** Brass
- **Seal:** PTFE
- **O-Rings:** Nitrile + FKM
- **Handle:** Aluminium
- BS EN331

Working Temperature:
-20°C to +60°C

Maximum Working Pressure:
5 bar

Male x Female, BSPP

0468	Thread	Thread
GBVMF-1212	1/2"	1/2"
GBVMF-1234	1/2"	3/4"
GBVMF-3434	3/4"	3/4"
Tech Sheet 67956		

Oxygen Ball Valves

- **Body and Sleeve:** Brass
- **Stem:** Brass
- **Ball:** Brass, chrome plated
- **O-Rings:** Viton
- **Seals/O-Ring:** Pure PTFE
- **Handle:** Zinc-plated steel, plastic cover

Working Temperature:
-10°C to +120°C



BSPP

0468	Thread	Max Pressure Bar
OXYBV-14	1/4"	63
OXYBV-38	3/8"	63
OXYBV-12	1/2"	50
OXYBV-34	3/4"	50
OXYBV-1	1"	45
OXYBV-114	1.1/4"	30
OXYBV-112	1.1/2"	25
OXYBV-2	2"	20
Tech Sheet 67959		

BALL VALVES

Super Filter Ball Valves, Brass

Advantages:
- Large flow
- Low head loss
- Eliminates need for separate in-line filter
- Reduces installation time
- Easy access for filter cleaning

Working Temperature:
-20°C to +100°C

Maximum Working Pressure:
30 bar (1/2" to 1")
20 bar (1.1/4" to 2")

500 micron filter (35 mesh).
Conforms to Directive 97/23/EC.
ISO 228/1 threads.

WRAS APPROVED MATERIAL

BSPP

0468	Thread
SFBV-12	1/2"
SFBV-34	3/4"
SFBV-1	1"
SFBV-114	1.1/4"
SFBV-112	1.1/2"
SFBV-2	2"
Tech Sheet 60155	

WRAS APPROVED MATERIAL

T Handle, BSPP

0468	Thread
SFBVT-12	1/2"
SFBVT-34	3/4"
SFBVT-1	1"
Tech Sheet 60155	

Full Flow Venting Ball Valves, Brass

Conforms to Directive 97/23/EC.

Working Temperature:
-10°C to +120°C

Maximum Working Pressure @ +20°C
45 bar (1/2" to 3/4")
40 bar (1")
30 bar (1.1/4" to 2")



BSPP

0468	Thread
BV215-12	1/2"
BV215-34	3/4"
BV215-1	1"
BV215-114	1.1/4"
BV215-112	1.1/2"
BV215-2	2"
Tech Sheet 60156	

Heavy-duty Ball Valves, Brass

Maximum Working Pressure:
63 bar: 1/4" to 3/8"
57 bar: 1/2" to 3/4"
51 bar: 1"
40 bar: 1.1/4" to 2"

BSPP

0468	Thread	Max Pressure Bar
BV101-14	1/4"	63
BV101-38	3/8"	63
BV101-12	1/2"	57
BV101-34	3/4"	57
BV101-1	1"	51
BV101-114	1.1/4"	40
BV101-112	1.1/2"	40
BV101-2	2"	40
Tech Sheet 60157		

BALL VALVES

Mini Ball Valves

Working Temperature:
-20°C to +80°C

Maximum Working Pressure:
10 bar

3/2 with Vent, Push-in

1012	OD mm
LE-7913 04 00	4
LE-7913 06 00	6
LE-7913 08 00	8
LE-7913 10 00	10
LE-7913 12 00	12
Tech Sheet 10456	

3/2 with Vent, Push-in x Male, BSPP

1012	Thread	OD mm
LE-7914 06 10	1/8″	6
LE-7914 08 13	1/4″	8
LE-7914 10 17	3/8″	10
LE-7914 12 21	1/2″	12
Tech Sheet 10450		

2/2, Push-in

1012	OD mm
LE-7910 04 00	4
LE-7910 06 00	6
LE-7910 08 00	8
LE-7910 10 00	10
LE-7910 12 00	12
Tech Sheet 10452	

2/2, Push-in x Male, BSPP

1012	Thread	OD mm
LE-7911 06 10	1/8″	6
LE-7911 08 13	1/4″	8
LE-7911 10 17	3/8″	10
LE-7911 12 21	1/2″	12
Tech Sheet 10454		

Standard In-line Vented Ball Valves

Maximum Working Pressure:
40 bar

Double Female BSPP with Threaded Exhaust

1012	Thread	DN Size
LE-0489 07 13	1/4″	7
LE-0489 10 17	3/8″	10
LE-0489 13 21	1/2″	13
LE-0489 18 27	3/4″	18
LE-0489 23 34	1″	23
Tech Sheet 10455		

Maximum Working Pressure:
20 bar

Double Female Panel Mountable with Threaded Exhaust, BSPP

1012	Thread	DN Size
LE-0449 07 13	1/4″	7
LE-0449 10 17	3/8″	10
LE-0449 13 21	1/2″	13
Tech Sheet 10451		

Maximum Working Pressure:
40 bar

Double Female Vented, BSPP

1012	Thread	DN Size
LE-0469 04 10	1/8″	4
LE-0469 07 13	1/4″	7
LE-0469 10 17	3/8″	10
LE-0469 13 21	1/2″	13
LE-0469 18 27	3/4″	18
LE-0469 23 34	1″	23
Tech Sheet 10453		

Standard In-line Ball Valves

Working Temperature:
-20°C to +80°C

Maximum Working Pressure:
20 bar

Double Female Panel Mount, BSPP

1012	Thread	DN Size
LE-0446 04 10	1/8″	4
LE-0446 07 13	1/4″	7
LE-0446 10 17	3/8″	10
LE-0446 13 21	1/2″	13
Tech Sheet 10448		

Standard Ball Valves for Screw Fixing

Working Temperature:
-20°C to +80°C

Maximum Working Pressure:
40 bar

Double Female, BSPP

1012	Thread	DN Size
LE-6402 04 10	1/8″	4
LE-6402 07 13	1/4″	7
LE-6402 10 17	3/8″	10
LE-6402 13 21	1/2″	13
LE-6402 20 27	3/4″	20
LE-6402 23 34	1″	23
Tech Sheet 10449		

BALL VALVES

Standard 3 Way Ball Valves

Working Temperature:
-20°C to +80°C

Maximum Working Pressure:
20 bar

- L Ported closed centre

Female Right Angled Porting, BSPP

1012	Thread	DN Size
LE-0482 06 13	1/4″	6
LE-0482 09 17	3/8″	9
LE-0482 12 21	1/2″	12
LE-0482 23 34	1″	23
Tech Sheet 10461		

- L Ported closed centre

Female Right Angled Porting - Panel Mountable, BSPP

1012	Thread	DN Size
LE-0448 06 13	1/4″	6
LE-0448 09 17	3/8″	9
LE-0448 12 21	1/2″	12
Tech Sheet 10464		

- L Ported

Female Equal Plane Porting - Panel Mountable, BSPP

1012	Thread	DN Size
LE-0452 04 10	1/8″	4
LE-0452 06 13	1/4″	6
Tech Sheet 10459		

- L Ported closed centre

Female Right Angled Porting without Closed Position, BSPP

1012	Thread	DN Size
LE-0483 04 10	1/8″	4
LE-0483 06 13	1/4″	6
LE-0483 09 17	3/8″	9
LE-0483 12 21	1/2″	12
Tech Sheet 10463		

Lockable Ball Valves

- Legris lockable ball valves have been developed in order to prevent potentially dangerous consequences by unintended operation. Lockable in different positions, this range meets international safety requirements, such as ISO 4414. Lockable ball valves feature a plate fixed to the valve body and a plate attached to the valve stem. When the plates are pad-locked together, the valve handle cannot be moved.

The valves are lockable:

- In both open and closed position, by one padlock: models 0437 and 0439.
- Only in the closed position by up to three padlocks: models 0437 and 0438.

Maximum Working Pressure:
40 bar

In-line Double Female, BSPP

1012	Thread	DN Size
LE-0432 10 17	3/8″	10
LE-0432 13 21	1/2″	13
LE-0432 20 27	3/4″	20
LE-0432 23 34	1″	23
Tech Sheet 10457		

Maximum Working Pressure:
40 bar

Double Female with Vent, BSPP

1012	Thread	DN Size
LE-0439 07 13	1/4″	7
LE-0439 10 17	3/8″	10
LE-0439 13 21	1/2″	13
LE-0439 18 27	3/4″	18
LE-0439 23 34	1″	23
Tech Sheet 10462		

Maximum Working Pressure:
40 bar

In-line Double Female with Vent, BSPP

1012	Thread	DN Size
LE-0437 10 17	3/8″	10
LE-0437 13 21	1/2″	13
LE-0437 18 27	3/4″	18
LE-0437 23 34	1″	23
Tech Sheet 10458		

Maximum Working Pressure:
20 bar

Female 3 Way with Sand Blasted Nickel Plated Body, BSPP

1012	Thread	DN Size
LE-0438 12 21	1/2″	12
Tech Sheet 10460		

KELMK™ Enhanced Quality Performance

For **Nickel Plated Brass Adaptors** see page **1029**

BALL & CHECK VALVES

stainless steel

Flow Control Regulators

Stainless steel flow control regulators control the speed of a pneumatic cylinder (models LE-7820 7822) or the speed of a chemical of food fluid carried (model 7822: for fluids compatible with FKM and PTFE seals) in aggressive environments or submitted to high mechanical or chemical constraints.

Designed without retention zones, these models are perfectly suitable for food applications or requiring frequent washing of installations.

Working Temperature: -15°C to +120°C

Working Pressure: 1 to 16 bar

In-line, 1 Way Adjustment, BSPP

1012	Thread
LE-7820 00 10	1/8″
LE-7820 00 13	1/4″
LE-7820 00 17	3/8″
LE-7820 00 21	1/2″
Tech Sheet 10320	

In-line, Bi-directional, BSPP

1012	Thread
LE-7822 00 10	1/8″
LE-7822 00 13	1/4″
LE-7822 00 17	3/8″
LE-7822 00 21	1/2″
Tech Sheet 10320	

Non-return Valves

Legris stainless steel non-return valves allow fluids to pass in one direction whilst blocking flow in the other direction. Robust and extremely compact, they are suitable for use as a safety item in all fluids circuits.

They are ideal for use in severe conditions and in aggressive environments.

Operation: A stainless steel valve blocks the fluid passage, when the pressure differential is lower than 0.25 bar.

Working Temperature: -20°C to +180°C

Working Pressure: 0.5 to 40 bar

Uni-directional, Female x Female, BSPP

1012	Thread	OD mm
LE-4890 10 10	1/8″	22
LE-4890 13 13	1/4″	22
LE-4890 17 17	3/8″	30
LE-4890 21 21	1/2″	30
LE-4890 27 27	3/4″	35
LE-4890 34 34	1″	42
Tech Sheet 10320		

Uni-directional, Female x Male, BSPP

1012	Thread	OD mm
LE-4892 10 10	1/8″	22
LE-4892 13 13	1/4″	22
LE-4892 17 17	3/8″	30
LE-4892 21 21	1/2″	30
LE-4892 27 27	3/4″	35
LE-4892 34 34	1″	42
Tech Sheet 10320		

Uni-directional, Male x Female, BSPP

1012	Thread	OD mm
LE-4891 10 10	1/8″	22
LE-4891 13 13	1/4″	22
LE-4891 17 17	3/8″	30
LE-4891 21 21	1/2″	30
LE-4891 27 27	3/4″	35
LE-4891 34 34	1″	42
Tech Sheet 10320		

Uni-directional, Female x Female, NPT

1012	Thread	OD mm
LE-4895 11 11	1/8″	22
LE-4895 14 14	1/4″	22
LE-4895 18 18	3/8″	30
LE-4895 22 22	1/2″	30
Tech Sheet 10320		

Adjustable Check Valves

Brass nickel plated

Female, BSPP

1012	Thread	Cracking Pressure Bar
LE-7930 10 10	1/8″	1 to 0.10
LE-7930 13 13	1/4″	1 to 0.10
LE-7930 17 17	3/8″	1 to 0.15
Tech Sheet 10660		

Adjustable Check Valves, Supply Version

Brass nickel plated

Male x Female, BSPP

1012	Thread	Cracking Pressure Bar
LE-7931 10 10	1/8″	1 to 0.10
LE-7931 13 13	1/4″	1 to 0.10
LE-7931 17 17	3/8″	1 to 0.15
Tech Sheet 10660		

Adjustable Check Valves, Exhaust Version

Brass nickel plated

Male x Female, BSPP

1012	Thread	Cracking Pressure Bar
LE-7932 10 10	1/8″	1 to 0.10
LE-7932 13 13	1/4″	1 to 0.10
LE-7932 17 17	3/8″	1 to 0.15
Tech Sheet 10660		

BALL VALVES

Gas Mini Ball Valves, Brass

- **Seal:** Material PTFE

Working Temperature: -20°C to +80°C

Maximum Working Pressure: 20 bar

Type 6300, Female x Female, BSPP

0090	Thread	Thread
6300-18	1/8″	1/8″
6300-14	1/4″	1/4″
6300-38	3/8″	3/8″
6300-12	1/2″	1/2″
Tech Sheet 1602		

Type 6310, BSPT Male x BSPP Female

0090	Male Thread	Female Thread
6310-18-18	1/8″	1/8″
6310-14-18	1/4″	1/8″
6310-14-14	1/4″	1/4″
6310-38-38	3/8″	3/8″
6310-12-12	1/2″	1/2″
6310-34-34	3/4″	3/4″
Tech Sheet 1602		

Type 6320, Male x Female, BSPP

0090	Male Thread	Female Thread
6320-18-18	1/8″	1/8″
6320-14-18	1/4″	1/8″
6320-14-14	1/4″	1/4″
6320-38-38	3/8″	3/8″
6320-12-12	1/2″	1/2″
Tech Sheet 1602		

Type 6330, Male x Male, BSPP

0090	Thread	Thread
6330-18-18	1/8″	1/8″
6330-18-14	1/8″	1/4″
6330-14-14	1/4″	1/4″
6330-12-12	1/2″	1/2″
Tech Sheet 1602		

Type 6340, Tube x Female, BSPP

0090	OD mm	Thread
6340-6-18	6	1/8″
6340-8-18	8	1/8″
6340-8-14	8	1/4″
6340-10-38	10	3/8″
6340-15-12	15	1/2″
Tech Sheet 1603		

Type 6350, Male, BSPT x Tube

0090	OD mm	Thread
6350-18-6	6	1/8″
6350-18-8	8	1/8″
6350-14-6	6	1/4″
6350-14-8	8	1/4″
6350-38-10	10	3/8″
6350-38-12	12	3/8″
6350-12-15	15	1/2″
Tech Sheet 1603		

Type 6420, Male x Male, BSPP

0090	Thread	Thread
6420-18-18	1/8″	1/8″
6420-18-14	1/8″	1/4″
6420-14-14	1/4″	1/4″
6420-38-14	3/8″	1/4″
6420-38-38	3/8″	3/8″
6420-12-12	1/2″	1/2″
Tech Sheet 1603		

Type 6440, Male BSPP x Tube

0090	OD mm	Thread
6440-18-6	6	1/8″
6440-18-8	8	1/8″
6440-14-6	6	1/4″
6440-14-8	8	1/4″
6440-14-10	10	1/4″
6440-38-8	8	3/8″
6440-38-10	10	3/8″
6440-38-15	15	3/8″
6440-12-12	12	1/2″
6440-12-15	15	1/2″
6440-34-15	15	3/4″
Tech Sheet 1604		

Type 6500, Tube x Tube

0090	OD mm
6500-8	8
Tech Sheet 1604	

BALL VALVES

Mini Ball Valve Handles

Please Note: Handles do not come with coloured inserts, please order separately



Type 6910, Long Handle

0090	Length mm
6910-A	35
6910-B	50
Tech Sheet 1606	

Colour Coded Handle Inserts - Type 6920

For 1/8", 1/4", 3/8" Valves

0090	Colour
6920-A-B	Blue
6920-A-G	Green
6920-A-R	Red
6920-A-W	White
6920-A-Y	Yellow
Tech Sheet 1605	

For 1/2", 3/4" Valves

0090	Colour
6920-B-B	Blue
6920-B-G	Green
6920-B-R	Red
6920-B-W	White
6920-B-Y	Yellow
Tech Sheet 1605	

Mini Ball Valves, Brass

Type 6560, Push-in x Push-in

0090	OD mm
6560-4	4
6560-6	6
6560-8	8
Tech Sheet 1604	

Type 6570, Push-in x BSPT

0090	OD mm	Thread
6570-18-4	4	1/8"
6570-18-6	6	1/8"
6570-18-8	8	1/8"
6570-14-6	6	1/4"
6570-14-8	8	1/4"
Tech Sheet 1605		

Type 6700, L Port, BSPP

0090	Thread
6700-18	1/8"
6700-14	1/4"
6700-38	3/8"
Tech Sheet 1605	

Type 6710, T Port, BSPP

0090	Thread
6710-18	1/8"
6710-14	1/4"
6710-38	3/8"
Tech Sheet 1605	

Type 6720, Angle Port, BSPP

0090	Thread
6720-18	1/8"
6720-14	1/4"
6720-38	3/8"
Tech Sheet 1605	

For **Metric Brass Compression Fittings** see pages **1076-1079**

AIGNEP VALVES

Compact Non-return Valves, Brass

Working Temperature:
-18°C to +70°C

Maximum Working Pressure:
115 psi

Cracking Pressure:
0.5 psi

Seal: Nitrile



Type 6062, Metric & BSPP

0090	Thread
6062-M5	M5
6062-18	1/8″
6062-14	1/4″
6062-38	3/8″
6062-12	1/2″
Tech Sheet 1607	

Working Temperature:
-18°C to +70°C

Maximum Working Pressure:
115 psi

Cracking Pressure:
0.5 psi

Type 6063, Male x Female, BSPP

0090	Thread
6063-18	1/8″
6063-14	1/4″
6063-38	3/8″
6063-12	1/2″
Tech Sheet 1607	

Push-in Non-return Valves

Working Temperature:
-18°C to +70°C

Maximum Working Pressure:
15 bar

1020	OD mm
6064-4	4
6064-6	6
6064-8	8
Tech Sheet 1608	

For **Nylon Tubing**
see **Pneumatics Section 12**

Quick Exhaust Valves, Brass

Working Temperature:
-18°C to +70°C

Type 6050, Metric & BSPP

0090	Thread
6050-M5	M5
6050-18	1/8″
6050-14	1/4″
6050-38	3/8″
6050-12	1/2″
6050-34	3/4″
6050-1	1″
Tech Sheet 552	

Diaphragms

0090	To Suit
6052-M5	M5
6052-18	1/8″
6052-14	1/4″
6052-38	3/8″
6052-12	1/2″
6052-34	3/4″
Tech Sheet 552	

BRONZE VALVES

Ball Valves

Working Temperature:
-10°C to +170°C

Maximum Working Pressure:
20 bar

- Full bore

WRAS APPROVED PRODUCT

2 Piece, Lever Handle, BSPT

0974	Thread
2006B-12	1/2"
2006B-34	3/4"
2006B-1	1"
2006B-114	1.1/4"
2006B-112	1.1/2"
2006B-2	2"
Tech Sheet 6039	

Globe Valves

Working Temperature:
-10°C to +186°C

Maximum Working Pressure: 25 bar

- Non-rising stem
- Suitable for saturated steam up to 10 bar

PN25 Hand Wheel, BSPT

0970	Thread
HUK25C-12	1/2"
HUK25C-34	3/4"
HUK25C-1	1"
HUK25C-114	1.1/4"
HUK25C-112	1.1/2"
HUK25C-2	2"
Tech Sheet 6012	

Gate Valves

Working Temperature:
-10°C to +186°C

Maximum Working Pressure: 25 bar

PN25 Hand Wheel, BSPT

0970	Thread
HUK25H-12	1/2"
HUK25H-34	3/4"
HUK25H-1	1"
HUK25H-114	1.1/4"
HUK25H-112	1.1/2"
HUK25H-2	2"
Tech Sheet 6082	

Screwed Y Strainers

Working Temperature:
-10°C to +186°C

Maximum Working Pressure:
25 bar

- 1.4mm perforations
- Suitable for saturated steam up to 10 bar

PN25 Y Strainer, BSPT

0970	Thread
HUK25Y-12	1/2"
HUK25Y-34	3/4"
HUK25Y-1	1"
HUK25Y-114	1.1/4"
HUK25Y-112	1.1/2"
HUK25Y-2	2"
Tech Sheet 6135	

Swing Check Valves

Working Temperature:
-10°C to +180°C

Maximum Working Pressure:
20 bar rated

- BSP Taper F/F ends

PN20 Swing Check Valve, BSPT

0205	Thread
CVBZ384-12	1/2"
CVBZ384-34	3/4"
CVBZ384-1	1"
CVBZ384-114	1.1/4"
CVBZ384-112	1.1/2"
CVBZ384-2	2"
Tech Sheet 1822	

Working Temperature:
-10°C to +180°C

Maximum Working Pressure:
20 bar rated

- BS 5154 approved BSP Taper F/F lockshield

PN20 Lock Shield, BSPT

0205	Thread
GVBZ375LS-12	1/2"
GVBZ375LS-34	3/4"
GVBZ375LS-1	1"
GVBZ375LS-114	1.1/4"
GVBZ375LS-112	1.1/2"
GVBZ375LS-2	2"
Tech Sheet 1820	

BS5154B Approved. P.E.D. (Pressure Equipment Directive Compliance) – Suitable for heating & ventilation applications.

Stainless Steel Valves

A quality range of stainless steel ball valves with a reliable reputation across the manufacturing industry. A wide selection of valves are available from the manufacturer including API 607 fire safe and specialised material options of Titanium, Monel, Hastelloy, Inconel 625, SMO 254 and Duplex.

Approvals:

- ISO 9001 approved manufacturer
- 3A approved
- Pressure equipment directive/module H certification
- TA-Luft certification
- EN10204 3:1 material certification
- DNV certification
- ATEX approved

Applications:

- Hydraulic
- Pneumatic
- Steam
- Oxygen (if degreased)
- Vacuum
- Thermal fluids
- Chemical
- Oil/gas
- Food processing
- Dry/liquid chlorine
- Testing

For full compatibility for your application, please contact our Technical department.

STAINLESS STEEL VALVES

stainless steel

HAITIMA

316 Stainless Steel Ball Valves

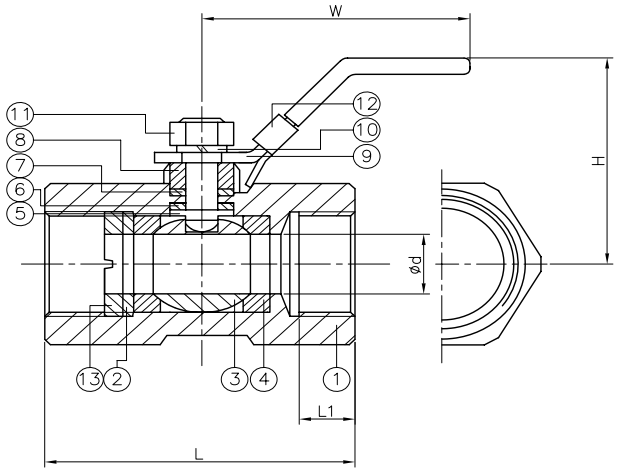

Features:
- Reduced bore
- BSPP threads
- Investment casting
- Blowout proof stem
- Locking lever

Working Temperature:
-20°C to +200°C

Maximum Working Pressure:
63 bar

	Part Description	Material
1	Body	316 SS
2	Retainer	
3	Ball	
4	Seat	PTFE
5	Stem	316 SS
6	Thrust Washer	PTFE
7	Packing	
8	Gland	304 SS
9	Handle	201 SS
10	Washer	SS
11	Nut	A2-70
12	Locking Device	201 SS
13	Retainer Nut	316 SS

Stainless Steel 1 Piece Reduced Bore Ball Valve

0924 Part No.	Size	DN	ød	L	L1	H	W	Kg
2017FW-14	1/4"	8	5	40	12	24	76	0.10
2017FW-38	3/8"	10	7	44	12	28	76	0.10
2017FW-12	1/2"	15	9	54	16	32	92	0.10
2017FW-34	3/4"	20	12	57	17	38	92	0.20
2017FW-1	1"	25	15	67	18	45	105	0.30
2017FW-114	1.1/4"	32	20	78	19	57	132	0.50
2017FW-112	1.1/2"	40	25	81	20	57	137	0.60
2017FW-2	2"	50	32	95	22	65	150	0.90
Tech Sheet 6000								

STAINLESS STEEL VALVES

stainless steel

HAITIMA

316 Stainless Steel Ball Valves

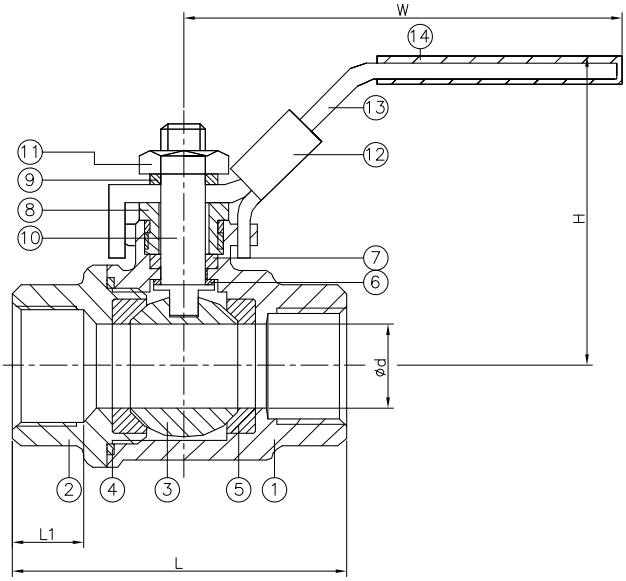

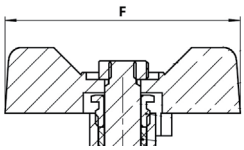

	Part Description	Material
1	Body	316 SS
2	Cap	
3	Ball	
4	Gasket	PTFE
5	Seat	PTFE
6	Thrust Washer	PTFE
7	Stem Packing	
8	Gland Nut	304 SS
9	Stem Washer	SS
10	Stem	ASTM A182-F304
11	Stem Nut	SS
12	Locking Device	201 SS
13	Handle	
14	Plastic Cover	Plastic

Features:
- Full bore
- BSPP threads
- Investment casting
- Blowout proof stem
- Locking lever or wing handle

Working Temperature:
-20°C to +200°C

Maximum Working Pressure:
63 bar

Stainless Steel 2 Piece Full Bore Ball Valve

0924 Part No.		Size	DN	ød	F	L	L1	H	W	Kg
Locking Lever	Wing Handle									
2006FW-14	2006FW-14W	1/4"	8	12	51	52	9	51	96	0.20
2006FW-38	2006FW-38W	3/8"	10	12	51	52	11	51	96	0.20
2006FW-12	2006FW-12W	1/2"	15	15	62	55	11	52	96	0.20
2006FW-34	-	3/4"	20	20	-	62	13	59	110	0.30
2006FW-1	-	1"	25	25	-	74	16	72	133	0.50
2006FW-114	-	1.1/4"	32	32	-	82	14	78	133	0.80
2006FW-112	-	1.1/2"	40	38	-	91	15	88	172	1.10
2006FW-2	-	2"	50	49	-	105	15	96	172	1.50
2006FW-212	-	2.1/2"	65	65	-	144	25	125	220	3.60
2006FW-3	-	3"	80	78	-	168	30	138	245	5.50

Tech Sheet 6001

STAINLESS STEEL VALVES

stainless steel

HAITIMA

316 Stainless Steel Ball Valves

2013FW



2012FW



2011FW

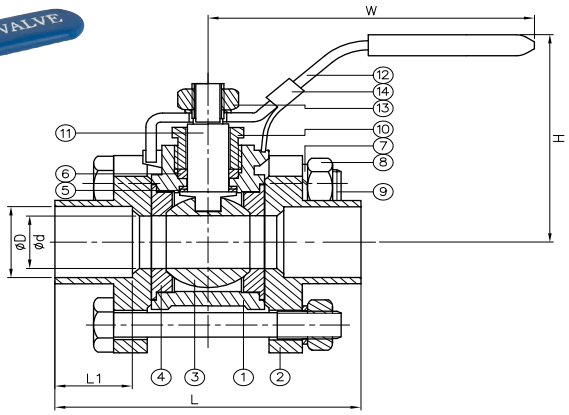

	Part Description	Material
1	Body	316 SS
2	Cap	
3	Ball	
4	Seat	PTFE
5	Thrust Washer	PTFE
6	Packing	
7	Washer	SS
8	Nut	A2-70
9	Bolt	
10	Gland	304 SS
11	Stem	316 SS
12	Handle	201 SS
13	Locking Nut	SS
14	Locking Device	201 SS

Features:

- Full bore
- Available in BSPP, NPT threads, butt weld nominal bore or socket weld ends
- Investment casting
- Blowout proof stem
- Locking lever

Working Temperature:
-20°C to +200°C

Maximum Working Pressure:
63 bar

Stainless Steel 3 Piece Full Bore Ball Valve

Size	DN	Ød	ØD (BW)	ØD (SW)	L	L1	H	W	Kg
1/4"	8	12	-	14.20	67	11	55	96	0.40
3/8"	10	12	-	17.60	67	11	55	96	0.40
1/2"	15	15	20	21.80	63	14	55	96	0.40
3/4"	20	20	27	27.20	71	14	60	110	0.60
1"	25	25	33.50	33.90	80	16	67	133	0.80
1.1/4"	32	32	39	42.70	96	20	78	133	1.30
1.1/2"	40	38	46	48.80	104	20	91	172	1.60
2"	50	49	58	61.20	124	24	101	172	2.50
2.1/2"	65	65	74	73.90	163	28	130	220	5.30
3"	80	78	89	89.80	191	35	136	245	7.90
4"	100	100	113	115.20	242	43	160	310	14

STAINLESS STEEL VALVES

316 Stainless Steel Ball Valves

BSPP

0924	Part No.	Size
	2013FW-14	1/4"
	2013FW-38	3/8"
	2013FW-12	1/2"
	2013FW-34	3/4"
	2013FW-1	1"
	2013FW-114	1.1/4"
	2013FW-112	1.1/2"
	2013FW-2	2"
	2013FW-212	2.1/2"
	2013FW-3	3"
	2013FW-4	4"
	Tech Sheet 6005	

NPT

0924	Part No.	Size
	2013FW-14N	1/4"
	2013FW-38N	3/8"
	2013FW-12N	1/2"
	2013FW-34N	3/4"
	2013FW-1N	1"
	2013FW-114N	1.1/4"
	2013FW-112N	1.1/2"
	2013FW-2N	2"
	2013FW-212N	2.1/2"
	2013FW-3N	3"
	2013FW-4N	4"
	Tech Sheet 6005	

Butt Weld

0924	Part No.	Size
	2012FW-14	1/4"
	2012FW-38	3/8"
	2012FW-12	1/2"
	2012FW-34	3/4"
	2012FW-1	1"
	2012FW-114	1.1/4"
	2012FW-112	1.1/2"
	2012FW-2	2"
	2012FW-212	2.1/2"
	2012FW-3	3"
	2012FW-4	4"
	Tech Sheet 6005	

Socket Weld

0924	Part No.	Size
	2011FW-14	1/4"
	2011FW-38	3/8"
	2011FW-12	1/2"
	2011FW-34	3/4"
	2011FW-1	1"
	2011FW-114	1.1/4"
	2011FW-112	1.1/2"
	2011FW-2	2"
	2011FW-212	2.1/2"
	2011FW-3	3"
	2011FW-4	4"
	Tech Sheet 6005	

Direct delivery service
We can offer a direct delivery to your customer using our plain label system which includes no branding on either the paperwork or the packaging. You can email your own delivery paperwork for us to include at no extra cost.

316 Stainless Steel Ball Valves

Body: 316 stainless steel
Seal: PTFE

Working Temperature:
-20°C to +200°C

Maximum Working Pressure:
1/4" to 1.1/4"- 1000 psi
1.1/2" to 2"- 800 psi

1 Piece, Reduced Bore, Female, BSPP

0099	Thread
BV1-14	1/4"
BV1-38	3/8"
BV1-12	1/2"
BV1-34	3/4"
BV1-1	1"
BV1-114	1.1/4"
BV1-112	1.1/2"
BV1-2	2"
Tech Sheet 1965	

Features:
- ATEX approved
- Investment casting
- Blowout proof stem
- Locking lever

Working Temperature:
-20°C to +200°C

Maximum Working Pressure: 63 bar

2 Piece, Full Bore Ball Valve, BSPP

0099	Thread
2006S-14	1/4"
2006S-38	3/8"
2006S-12	1/2"
2006S-34	3/4"
2006S-1	1"
2006S-114	1.1/4"
2006S-112	1.1/2"
2006S-2	2"
Tech Sheet 1966	

Features:
- ATEX approved
- Investment casting
- Blowout proof stem
- Locking lever

Working Temperature:
-20°C to +200°C

Maximum Working Pressure: 138 bar

2 Piece, Full Bore Ball Valve, BSPP

0099	Thread
2006-14	1/4"
2006-38	3/8"
2006-12	1/2"
2006-34	3/4"
2006-1	1"
Tech Sheet 6003	

Body: 316 stainless steel
Seal: PTFE
Contact our Technical Department for seal kits.

Working Temperature:
-20°C to +200°C

Maximum Working Pressure:
1000 psi

3 Piece, Full Bore, Female, BSPP, Lockable Handle

0099	Thread
BV3-14	1/4"
BV3-38	3/8"
BV3-12	1/2"
BV3-34	3/4"
BV3-1	1"
BV3-114	1.1/4"
BV3-112	1.1/2"
BV3-2	2"
BV3-3	3"
Tech Sheet 1968	

316 Stainless Steel Ball Valves

Features:
- Direct mount ISO 5211
- ATEX approved
- TA Luft
- ISO 15848-1:2006 fugitive emissions
- Anti-static device
- Investment casting
- Blowout proof stem

Working Temperature: -20°C to +200°C

Maximum Working Pressure: 63 bar

2 Piece, Full Bore, Direct Mount Ball Valve, BSPP

0924	Thread
2006SD-14	1/4"
2006SD-38	3/8"
2006SD-12	1/2"
2006SD-34	3/4"
2006SD-1	1"
2006SD-114	1.1/4"
2006SD-112	1.1/2"
2006SD-2	2"
Tech Sheet 6004	

Features:
- Direct mount ISO 5211
- ATEX approved
- Anti-static device
- Investment casting
- Blowout proof stem
- Locking lever
- Suitable for saturated steam up to 6 bar

Working Temperature: -20°C to +200°C

Maximum Working Pressure: 63 bar

3 Piece, Full Bore, Direct Mount Ball Valve, Butt Weld

0924	Thread
2012ND-12	1/2"
2012ND-34	3/4"
2012ND-1	1"
2012ND-114	1.1/4"
2012ND-112	1.1/2"
2012ND-2	2"
2012ND-212	2.1/2"
2012ND-3	3"
2012ND-4	4"
Tech Sheet 6006	

Features:
- Direct mount ISO 5211
- ATEX approved
- Anti-static device
- Investment casting
- Blowout proof stem
- Locking lever
- Suitable for saturated steam up to 6 bar

Working Temperature: -20°C to +200°C

Maximum Working Pressure: 63 bar

3 Piece, Full Bore, Direct Mount Ball Valve, BSPP

0924	Thread
2013ND-14	1/4"
2013ND-38	3/8"
2013ND-12	1/2"
2013ND-34	3/4"
2013ND-1	1"
2013ND-114	1.1/4"
2013ND-112	1.1/2"
2013ND-2	2"
2013ND-212	2.1/2"
2013ND-3	3"
2013ND-4	4"
Tech Sheet 6006	

3 Piece, Full Bore, Direct Mount Ball Valve, Socket Weld

0924	Thread
2011ND-12	1/2"
2011ND-34	3/4"
2011ND-1	1"
2011ND-114	1.1/4"
2011ND-112	1.1/2"
2011ND-2	2"
2011ND-212	2.1/2"
2011ND-3	3"
2011ND-4	4"
Tech Sheet 6006	

STAINLESS STEEL VALVES

stainless steel

HUK valves

316 Stainless Steel Mini Valves

Working Temperature: -20°C to +200°C

Maximum Working Pressure: 20 bar

Seal: PTFE

Female, BSPP

0030	Thread
980-1/4	1/4″
980-3/8	3/8″
980-1/2	1/2″
Tech Sheet 20634	

Male, BSPT x Female, BSPP

0030	Thread
981-1/4	1/4″
981-3/8	3/8″
981-1/2	1/2″
Tech Sheet 20635	

Stainless Steel Lockable Ball Valves

Suitable for domestic water services, heating and air-conditioning plants, and compressed air systems.

- Full bore
- PTFE seals
- PTFE O-rings

Working Temperature: -20°C to +180°C

Maximum Working Pressure:
63 bar: up to 3/4″
50 bar: 1″ and 1.1/4″
40 bar: 1.1/2″ upwards

Maximum Working Pressure:
63 bar: up to 3/4″
50 bar: 1″



2 Piece, Full Bore, Male x Female, BSPP

0901	Thread
789-14	1/4″
789-38	3/8″
789-12	1/2″
789-34	3/4″
789-1	1″
789-114	1.1/4″
789-112	1.1/2″
789-2	2″
Tech Sheet 6019	

2 Piece, Reduced Bore, Male, BSPP

0901	Thread
709-38	3/8″
709-12	1/2″
709-34	3/4″
709-1	1″
Tech Sheet 6020	

HAITIMA

stainless steel

You may also need...
Stainless Steel 150LB Fittings
...see pages **1108-1112**

316 Stainless Steel Ball Valves

Features:
- Reduced bore
- BSPP threads
- Direct mount ISO 5211
- Anti-static device
- Blowout proof stem
- Locking lever

Working Temperature: -25°C to +180°C

Maximum Working Pressure: 63 bar

3 Way, T Port, Reduced Bore, Direct Mount Ball Valve, BSPP

0902	Thread
2041-14	1/4"
2041-38	3/8"
2041-12	1/2"
2041-34	3/4"
2041-1	1"
2041-114	1.1/4"
2041-112	1.1/2"
2041-2	2"
2041-212	2.1/2"
Tech Sheet 6025	

3 Way, L Port, Reduced Bore, Direct Mount Ball Valve, BSPP

0902	Thread
2040-14	1/4"
2040-38	3/8"
2040-12	1/2"
2040-34	3/4"
2040-1	1"
2040-114	1.1/4"
2040-112	1.1/2"
2040-2	2"
2040-212	2.1/2"
Tech Sheet 6025	

316 Stainless Steel Mini Ball Valves

Features:
- Suitable for domestic water services, heating and air-conditioning plants and compressed air systems

Working Temperature: -25°C to +180°C

Maximum Working Pressure: 63 bar

Hexagon body, Female, BSPP

0902	Thread
H2006-14	1/4"
H2006-38	3/8"
H2006-12	1/2"
H2006-34	3/4"
H2006-1	1"
Tech Sheet 6018	

Hexagon Body, Male x Female, BSPP

0902	Thread
H2005-14	1/4"
H2005-38	3/8"
H2005-12	1/2"
H2005-34	3/4"
H2005-1	1"
Tech Sheet 6018	

GENEBRE stainless steel

For **Genebre Stainless Steel Float Valves**
...see page **1692**

STAINLESS STEEL VALVES

stainless steel

HAITIMA

Haitima Stainless Steel & Carbon Steel Ball Valves

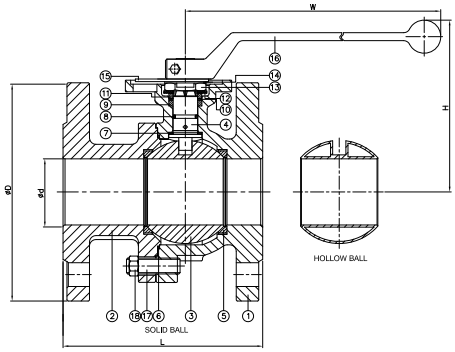

Features:

- Full bore
- Stainless steel or carbon steel body
- PN16 or PN40 flanged ends. PN16/40 flanged ends up to 2"
- Direct mount ISO 5211
- ATEX approved
- Fire Safe API 607 4th edition
- DNV certified
- Anti-static device
- Investment casting
- Blowout proof stem
- Locking lever
- NACE MR0175
- Suitable for saturated steam up to 12 bar

Working Temperature:
-20°C to +200°C

Maximum Working Pressure:
40 bar: up to 2" and 2019D4
16 bar: 2.1/2" upwards

	Part Description	Material
1	Body	1.4408 or 1.0619
2	Cap	
3	Solid Ball	ASTM A351-CF8M
	Hollow Ball	ASTM A240-316
4	Stem	ASTM A276-316
5	Seat	TFM 1600
6	Seal	Graphite
7	Thrust Washer	CTFE
8	O-Ring	Viton
9	Packing A	Graphite
10	Packing B	CTFE
11	Gland Ring	AISI 304
12	Belleville Washer	AISI 301
13	Nut	AISI 304
14	Lock Washer	
15	Stopper	
16	Handle	
17	Stud	
18	Nut	
19	Socket Set Screws	

2 Piece Flanged Fire Safe Direct Mount Ball Valve

0924 Part No. Stainless Steel	Carbon Steel	Size	Flanged	DN	Ød	ØD	L	H	W	Torque (Nm) Breakaway	Kg
2019D 04	**2019D 04C**	1/2"	PN16/40	15	15	95	115	87	190	5.20	2.30
2019D 05	**2019D 05C**	3/4"	PN16/40	20	20	105	120	90.50	190	8	2.90
2019D 06	**2019D 06C**	1"	PN16/40	25	24	115	125	92.40	190	12.50	3.90
2019D 07	-	1.1/4"	PN16/40	32	30	140	130	106.90	190	14	5.50
2019D 08	**2019D 08C**	1.1/2"	PN16/40	40	38	150	140	121.90	235	24.50	7.30
2019D 09	**2019D 09C**	2"	PN16/40	50	50	165	150	129.90	235	32	10
2019D 10	**2019D 10C**	2.1/2"	PN16	65	64	185	170	155.80	325	38	15.30
2019D4 10	-	2.1/2"	PN40	65	64	185	170	155.60	344	40.20	13.70
2019D 11	**2019D 11C**	3"	PN16	80	76	200	180	162.30	325	45	19.40
2019D4 11	-	3"	PN40	80	76	200	180	167	344	85.30	17.60
2019D 12	**2019D 12C**	4"	PN16	100	96	220	190	190.90	325	55	25.70
2019D4 12	-	4"	PN40	100	96	235	190	186	392	95.70	26.10
2019D 13	-	5"	PN16	125	125	250	325	229	708	221	45.40
2019D 14	**2019D 14C**	6"	PN16	150	150	285	350	248	708	351	67
2019D 16	-	8"	PN16	200	200	340	400	304	920	494	116

Tech Sheet 10336

STAINLESS STEEL VALVES

stainless steel

HAITIMA

Haitima Stainless Steel & Carbon Steel Ball Valves

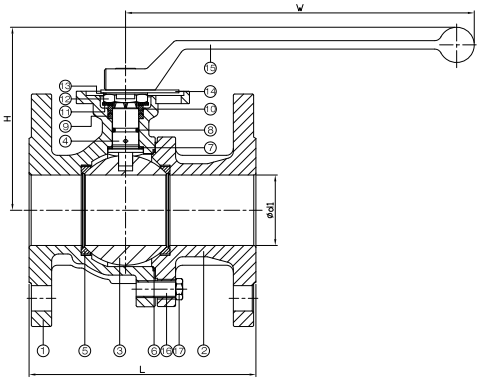

	Part Description	Material	
1	Body	ASTM A351-CF8M	ASTM A216-WCB
2	Cap		
3	Ball	ASTM A351-CF8M	
4	Stem	ASTM A276-316	
5	Seat	TFM 1600	
6	Body Seal	Graphite	
7	Thrust Washer	CTFE	
8	O-Ring	Viton	
9	Packing	Graphite	
10	Gland Ring	AISI 304	
11	Belleville Washer	AISI 301	
12	Nut	AISI 304	
13	Lock Washer		
14	Stopper		
15	Handle		
16	Stud		
17	Nut		

Features:

- Full bore
- Available in stainless steel or carbon steel body
- ANSI150, ANSI300 or Table E flanged ends
- Direct mount ISO 5211
- ATEX approved
- Fire Safe API 607 4th edition
- Anti-static device
- Investment casting
- Blowout proof stem
- Locking lever
- NACE MR0175
- Suitable for saturated steam up to 12 bar

Working Temperature:
-20°C to +230°C

Maximum Working Pressure:
ANSI150: 19.6 bar
ANSI300: 50 bar
Table E: 15.6 bar

FIRE SAFE APPROVED

2 Piece Flanged Fire Safe Direct Mount Ball Valve

0924 Part No.			Size	DN	ød1	L		H		W	Torque (Nm) Breakaway	Kg
Stainless Steel		Carbon Steel										
ANSI150	ANSI300	ANSI150				ANSI150	ANSI300	ANSI150	ANSI300			
2020D 04	-	**2020D 04C**	1/2"	15	15	108	-	85	-	190	5.20	1.70
2020D 05	-	**2020D 05C**	3/4"	20	20	117	-	89.50	-	190	8	2.10
2020D 06	**2020D3 06**	**2020D 06C**	1"	25	24	127.50	165	94.20	99.50	190	12.50	3.20
2020D 07	-	-	1.1/4"	32	30	140.50	-	97.60	-	190	14	3.70
2020D 08	**2020D3 08**	**2020D 08C**	1.1/2"	40	38	165	190	120.90	124.50	235	24.50	6
2020D 09	**2020D3 09**	**2020D 09C**	2"	50	50	178	218	129.90	129	235	32	8
2020D 10	-	**2020D 10C**	2.1/2"	65	64	190.50	-	156.30	-	325	38	14.50
2020D 11	**2020D3 11**	**2020D 11C**	3"	80	76	203	282	163.30	165.50	325	45	18.20
2020D 12	**2020D3 12**	**2020D 12C**	4"	100	100	229	305	190.90	188	325	55	29
2020D 14	-	**2020D 14C**	6"	150	150	394	-	230	-	743	250	67

Tech Sheet 10331

Stainless Steel 2 Piece Flanged Table E Fire Safe Direct Mount Ball Valve

0924 Part No.	Size	DN	Ød1	L	H	W	Torque (Nm) Breakaway	Kg
2020DE 09	2"	50	50	178	129.90	235	32	8
2020DE 11	3"	80	76	203	169.50	340	100	18.24

Tech Sheet 10331

STAINLESS STEEL VALVES

stainless steel

HAITIMA

Flanged Gate Valves

Features:
- Investment casting
- Non-rising stem

Working Temperature:
-20°C to +200°C

Maximum Working Pressure:
PN16: 16 bar
ANSI150: 19.6 bar

ANSI150

0982	Flange Size
2054SL150 06	1"
2054SL150 08	1.1/2"
2054SL150 09	2"
2054SL150 10	2.1/2"
2054SL150 11	3"
2054SL150 12	4"
2054SL150 14	6"
Tech Sheet 1873	

PN16

0982	Flange Size
2054SL16 06	1"
2054SL16 07	1.1/4"
2054SL16 08	1.1/2"
2054SL16 09	2"
2054SL16 10	2.1/2"
2054SL16 11	3"
2054SL16 12	4"
2054SL16 14	6"
Tech Sheet 1876	

Flanged Globe Valves

Features:
- Investment casting
- Non-rising stem

Working Temperature:
-20°C to +200°C

Maximum Working Pressure:
PN16: 16 bar
ANSI150: 19.6 bar

ANSI150

0982	Size
2053SL150 06	1"
2053SL150 08	1.1/2"
2053SL150 09	2"
2053SL150 10	2.1/2"
2053SL150 11	3"
2053SL150 12	4"
Tech Sheet 6087	

PN16

0982	Size
2053SL16 06	1"
2053SL16 08	1.1/2"
2053SL16 09	2"
2053SL16 10	2.1/2"
2053SL16 11	3"
2053SL16 12	4"
2053SL16 14	6"
Tech Sheet 6086	

Flanged Y Strainers

Other sizes on request.

ANSI150

0982	Flange Size
2049SL150 06	1"
2049SL150 08	1.1/2"
2049SL150 09	2"
2049SL150 11	3"
2049SL150 12	4"
Tech Sheet 1874	

Other sizes on request.

PN16

0982	Flange Size
2049SL16 06	1"
2049SL16 08	1.1/2"
2049SL16 09	2"
2049SL16 10	2.1/2"
2049SL16 11	3"
2049SL16 12	4"
2049SL16 14	6"
Tech Sheet 1877	

Flanged Check Valves

Other sizes on request.

ANSI150

0982	Flange Size
2024SL150 06	1"
2024SL150 08	1.1/2"
2024SL150 09	2"
2024SL150 11	3"
2024SL150 12	4"
Tech Sheet 1875	

Other sizes on request.

PN16

0982	Flange Size
2024SL16 06	1"
2024SL16 08	1.1/2"
2024SL16 09	2"
2024SL16 10	2.1/2"
2024SL16 11	3"
2024SL16 12	4"
2024SL16 14	6"
Tech Sheet 1875	

2 Piece Flanged Ball Valves

Features:
- Investment casting
- Blowout proof stem
- Locking lever

Working Temperature:
-20°C to +200°C

Maximum Working Pressure: 16 bar

PN16 Full Bore Ball Valve

0924	Flange Size	Bore mm
2019S 04	1/2"	15
2019S 05	3/4"	20
2019S 06	1"	25
2019S 07	1.1/4"	32
2019S 08	1.1/2"	40
2019S 09	2"	50
2019S 10	2.1/2"	65
2019S 11	3"	80
2019S 12	4"	100
2019S 14	6"	150
Tech Sheet 6011		

Features:
- Investment casting
- Blowout proof stem
- Locking lever

Working Temperature:
-20°C to +200°C

Maximum Working Pressure: 19.6 bar

ANSI150 Full Bore Ball Valve

0924	Flange Size	Bore mm
2020S 04	1/2"	15
2020S 05	3/4"	20
2020S 06	1"	25
2020S 08	1.1/2"	40
2020S 09	2"	50
2020S 10	2.1/2"	65
2020S 11	3"	80
2020S 12	4"	100
2020S 14	6"	150
Tech Sheet 6013		

STAINLESS STEEL VALVES

stainless steel

HUK valves

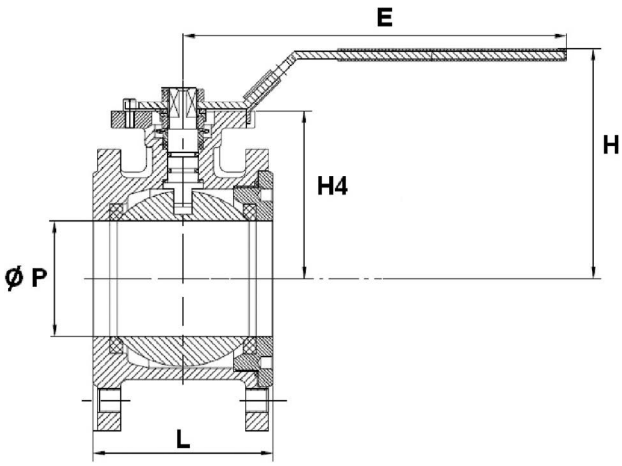

Features:

- Full bore
- PN16 flanged ends
- Direct mount ISO 5211
- Bureau Veritas certification
- Blowout proof stem
- Locking lever for 1" to 4"
- Suitable for applications such as chemical, petrochemical, hydraulic and compressed air

Working Temperature:
-20°C to +180°C

Maximum Working Pressure:
16 bar

Part Description	Material
Body	ASTM A351 CF8M
Ball	
Stem	AISI 304
Insert	ASTM A351 CF8M
Body Seal	PTFE
Seat	PTFE Filled with 15% Glass Fiber
Thrust Washer	PTFE
O-Ring	FPM
Stop Pin	AISI 304
Packing	PTFE
Gland	AISI 304
Elastic Ring	AISI 301
Gland Nut	AISI 304
Tab Washer	
Washer	
Handle	
Locking Device	
Handle Nut	
Handle Cover	Plastic

Stainless Steel Flanged PN16 Wafer Pattern Direct Mount Ball Valve

0901	Part No.	Size	DN	ØP	E	H	H4	L	Torque (Nm) - Excluding Safety	Kg
	771 04	1/2"	15	15	125.20	75	32	35	7	1.10
	771 05	3/4"	20	20	125.20	80	35.50	39	9	1.41
	771 06	1"	25	25	136.20	95	65	44	13	1.82
	771 07	1.1/4"	32	32	136.20	101.50	71.50	52	19	3
	771 08	1.1/2"	40	38	204.50	122.50	85	64	27	4.30
	771 09	2"	50	50	204.50	121.50	83.50	83	40	5.90
	771 10	2.1/2"	65	65	250	142	101	105	60	9
	771 11	3"	80	76	250	161	120	121	85	12.50
	771 12	4"	100	94	320	174	130	152	150	19.40
	771 13	5"	125	118	400	205	117	179	190	30
	771 14	6"	150	135	600	220	130	202	250	41

Tech Sheet 6030

STAINLESS STEEL VALVES

stainless steel

HUK valves



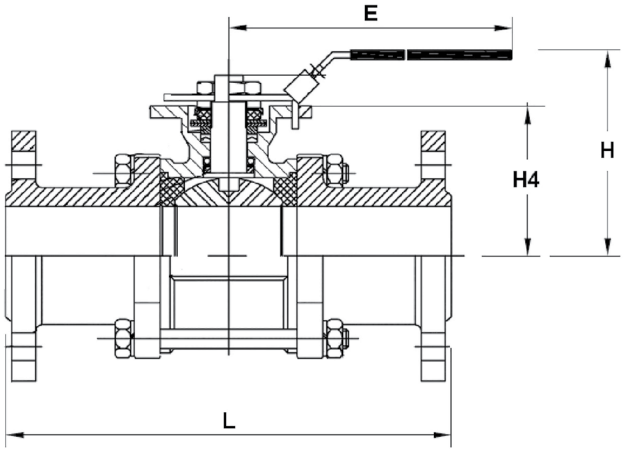

Features:

- Full bore
- PN40 flanged ends
- Direct mount ISO 5211
- ATEX approved
- TA luft
- Lloyd's Register approval
- Bureau Veritas certification
- Anti-static device
- Locking lever
- Suitable for saturated steam up to 18 bar

Working Temperature:
-30°C to +220°C

Maximum Working Pressure:
40 bar

Part Description	Material
Body	ASTM A351 CF8M
Ball	
Stem	AISI 316
Ends	ASTM A351 CF8M
Seat	PTFE with 50% CF8M
Thrust Washer	PTFE with 25% Grafoil
Stem Packing	
Packing Follower	PTFE with 15% Grafoil
Gland Bush	AISI 304
Handle	
Handle Cover	Plastic
Stem Nut	AISI 304
Handle Nut	
Locking Device	
Elastic Washer	AISI 301
Tab Washer	AISI 304
O-Ring	FPM
Body Bolt	AISI 304
Bolt Washer	
Bolt Nut	

Stainless Steel 3 Piece Flanged PN40 Full Bore Direct Mount Ball Valve

0901	Part No.	Size	DN	L	H	H4	E	Torque (Nm) - Excluding Safety	Kg
	711 04	1/2"	15	130	73	37	112	7.60	2.04
	711 05	3/4"	20	150	80.80	45	112	14.50	2.90
	711 06	1"	25	160	90.50	53.50	136	21	3.66
	711 07	1.1/4"	32	180	98.70	59	185	25	5.40
	711 08	1.1/2"	40	200	115.30	74.80	197.90	35	6.76
	711 09	2"	50	230	124	83.50	197.90	60	9.75
	711 10	2.1/2"	65	290	155	108.80	264	80	15.36
	711 11	3"	80	310	208.50	118.30	264	88	21.33
	711 12	4"	100	350	216.70	153.80	325	190	36.70

STAINLESS STEEL VALVES

Swing Check Valves

- Installation in a horizontal position only

Working Temperature:
-25°C to +180°C

Maximum Working Pressure:
200 psi (13.8 bar)

BSPP

0900	Size
2030-12	1/2"
2030-34	3/4"
2030-1	1"
2030-114	1.1/4"
2030-112	1.1/2"
2030-2	2"
2030-212	2.1/2"
2030-3	3"
Tech Sheet 6098	

Wafer Spring Assisted Check Valve

- Can be mounted between PN16/25/40 and ANSI150 flanges
- Can be installed in any position
- Suitable for saturated steam up to 10 bar

Working Temperature:
-20°C to +180°C

Maximum Working Pressure: 40 bar

0933	Size
2026 04	1/2"
2026 05	3/4"
2026 06	1"
2026 07	1.1/4"
2026 08	1.1/2"
2026 09	2"
2026 10	2.1/2"
2026 11	3"
2026 12	4"
Tech Sheet 6095	

Screwed Y Strainers

- 0.4mm perforations
- Suitable for saturated steam up to 10 bar

Working Temperature:
-25°C to +180°C

Maximum Working Pressure:
800 psi (55.16 bar)

BSPP

0900	Size
2049-38	3/8"
2049-12	1/2"
2049-34	3/4"
2049-1	1"
2049-114	1.1/4"
2049-112	1.1/2"
2049-2	2"
2049-212	2.1/2"
2049-3	3"
Tech Sheet 6132	

Spring Assisted Check Valve

- Can be installed in any position

Working Temperature:
-25°C to +180°C

Maximum Working Pressure:
63 bar

BSPP

0900	Size
2413-14	1/4"
2413-38	3/8"
2413-12	1/2"
2413-34	3/4"
2413-1	1"
2413-114	1.1/4"
2413-112	1.1/2"
2413-2	2"
Tech Sheet 6093	

Stainless Steel Gate Valves

Features:
- Investment casting
- Non-rising stem

Working Temperature:
-20°C to +200°C

Maximum Working Pressure:
200 psi (13.8 bar)

Female, BSPP

0900	Thread
2029-14	1/4"
2029-38	3/8"
2029-12	1/2"
2029-34	3/4"
2029-1	1"
2029-114	1.1/4"
2029-112	1.1/2"
2029-2	2"
2029-212	2.1/2"
2029-3	3"
Tech Sheet 6074	

Screwed Globe Valves

Features:
- Investment casting
- Non-rising stem

Working Temperature:
-25°C to +180°C

Maximum Working Pressure:
200 psi (13.8 bar)

Female, BSPP

0900	Thread
2028-12	1/2"
2028-34	3/4"
2028-1	1"
2028-114	1.1/4"
2028-112	1.1/2"
2028-2	2"
Tech Sheet 6002	

STAINLESS STEEL VALVES

stainless steel GENEBRE

Cromax Spring Check Valves

Body: 304SS or 316SS
Seal: Viton
Other sizes on request.

Working Temperature: -20°C - +150°C

Maximum Working Pressure: 16 bar

304 Stainless Steel, BSPP

0902	Thread
2440-14	1/4″
2440-38	3/8″
2440-12	1/2″
2440-34	3/4″
2440-1	1″
2440-114	1.1/4″
2440-112	1.1/2″
2440-2	2″
Tech Sheet 1871	

316 Stainless Steel, BSPP

0902	Thread
2445-14	1/4″
2445-38	3/8″
2445-12	1/2″
2445-34	3/4″
2445-1	1″
2445-114	1.1/4″
2445-112	1.1/2″
2445-2	2″
Tech Sheet 1871	

Wafer Check Valve

Seal: Viton
Other sizes on request.

Can be mounted between PN10/16 and ANSI150 flanges

PN16

0902	Flange Size
2406 09	2″
2406 10	2.1/2″
2406 11	3″
2406 12	4″
2406 13	5″
2406 14	6″
2406 16	8″
2406 18	10″
Tech Sheet 1878	

Stainless Steel Float Valves

Body: 316 stainless steel
Seal: Silicone

Maximum Working Temperature: +150°C

Maximum Working Pressure: 10 bar



Male, BSPP

0902	Thread
H2856-12	1/2″
H2856-34	3/4″
H2856-1	1″
H2856-114	1.1/4″
H2856-112	1.1/2″
H2856-2	2″
H2856-212	2.1/2″
Tech Sheet 68251	

Stainless Steel Floats

Metric Female

0902	Thread	OD mm	To Suit
H2852 110	M6	110	1/2″ Float Valve
H2852 160	M8	160	3/4″-1.1/4″ Float Valve
H2852 200	M12	200	1.1/2″-2.1/2″ Float Valve
Tech Sheet 68251			

STAINLESS STEEL VALVES

316 Stainless Steel Needle Valves

Seal: PTFE

Maximum Working Temperature: +200°C

Maximum Working Pressure: 413 bar (6,000 psi)

BSPP

0099	Thread
2018-6938	1/4″
2018-6946	3/8″
2018-6953	1/2″
Tech Sheet 10036	

NPTF

0099	Thread
2018-6904	1/4″
2018-6912	3/8″
2018-6920	1/2″

3,000 psi Rated Mini Needle Valve

Working Temperature: -50°C to +121°C

Maximum Working Pressure: 205 bar

Seal: Viton

NPT

0292	Thread	Description
PMV-H-S-4-FF-V	1/4″	Female x Female
PMV-H-S-4-MF-V	1/4″	Male x Female
Tech Sheet 10506		

6,000 psi Rated Imperial Needle Valves

The 'IB' series of needle valves are specially designed and manufactured for use in corrosive and hazardous environments.

These valves are for use in process control, instrumentation and flow control applications.

Feature Benefits:

One piece body construction for strength and safety.

Non rotating Vee tip design, which forms a bearing joint with the stem eliminating any rotation between the plug and seat on closure ensuring long life.

Testing: All valves are 100% factory tested and complete traceability is available upon request.

Material: Body, panel nut, washer and gland nut A479-316

Stem: A479-316 / 17-4PH

Packing: PTFE

Grub Screw: Steel plated

Handle: Stainless steel

Vee Tip: A 564-630

Working Temperature: -29°C to +121°C

Maximum Working Pressure: 413 bar (6,000 psi)

Female x Female, NPTF

0292	Thread
PNV-IB-S-2-FF	1/8″
PNV-IB-S-4-FF	1/4″
PNV-IB-S-6-FF	3/8″
PNV-IB-S-8-FF	1/2″
PNV-IB-S-12-FF	3/4″
PNV-IB-S-16-FF	1″
Tech Sheet 2156	

Male x Female, NPTF

0292	Thread
PNV-IB-S-2-MF	1/8″
PNV-IB-S-4-MF	1/4″
PNV-IB-S-6-MF	3/8″
PNV-IB-S-8-MF	1/2″
PNV-IB-S-12-MF	3/4″
PNV-IB-S-16-MF	1″
Tech Sheet 2156	

OD Compression

0292	OD
NV6000-18	1/8″
NV6000-14	1/4″
NV6000-38	3/8″
NV6000-12	1/2″
NV6000-34	3/4″
NV6000-1	1″
Tech Sheet 2156	

10,000 psi Rated Imperial Needle Valves

The 'HP' series of needle valves are specially designed and manufactured for use in corrosive and hazardous environments.

These valves are for use in process control, instrumentation and flow control applications.

Feature Benefits:

One piece body construction for strength and safety.

Non rotating Vee tip design, which forms a bearing joint with the stem eliminating any rotation between the plug and seat on closure ensuring long life.

Testing: Each valve is hydrostatically tested in accordance with MSS-SP-99. This procedure includes testing of the body cavity. A Hydrostatic test is performed with pure water or other liquids of similar or lower viscosity at 1.5 times and seat leakage test at 1.1 times of the maximum working pressure.

Each valve is also tested with nitrogen gas at 1000psi for seat, seal and shell leakage. Other tests like vibration, temperature and helium are available upon request.

Material: Body, stem, packing washer, lock nut and gland retainer A479-316/A-105

Gland Packing: Glass Filled PTFE

Packing: PTFE

Handle: Stainless steel

Dust Cap: Plastic

Vee Tip: A 564-630

Working Temperature: -50°C to +93°C

Maximum Working Pressure: 700 bar (10,000 psi)

Female x Female, NPTF

0292	Thread
PNV-HP-S-2-FF	1/8″
PNV-HP-S-4-FF	1/4″
PNV-HP-S-6-FF	3/8″
PNV-HP-S-8-FF	1/2″
PNV-HP-S-16-FF	1″
Tech Sheet 2157	

Male x Female, NPTF

0292	Thread
PNV-HP-S-2-MF	1/8″
PNV-HP-S-4-MF	1/4″
PNV-HP-S-6-MF	3/8″
PNV-HP-S-8-MF	1/2″
PNV-HP-S-12-MF	3/4″
PNV-HP-S-16-MF	1″
Tech Sheet 2157	

STAINLESS STEEL VALVES

stainless steel

PANAM

Manifold Valves

Maximum Working Pressure:
414 bar

2 Valve manifold pipe to pipe design for separate mounting, connection system impulse lines and transmitters, having a simple 2 valve configuration, which allows for easy block, bleed and calibration of static pressure transmitter of gauge.

Other mounting options are available on request.

2 Valve Manifold, Pipe to Pipe, NPT

0380	Thread
P2VM-SS-8-R	1/2″
Tech Sheet 10216	

3 Valve manifold pipe to pipe design for connecting system impulse lines and transmitters. This valve consists of 1/2″ NPT female connectors on 54mm centres and 1 equalizer valve and 2 block valves.

Other mounting options are available on request.

3 Valve Manifold, Pipe to Pipe, NPT

0380	Thread
P3VM-SS-8-R	1/2″
Tech Sheet 10216	

2 Valve manifold remote mount flange to flange design for separate mounting, connecting system impulse lines and transmitters, having a simple 2 valve configuration, which allows for easy block, bleed and calibration of static pressure transmitter of gauge.

Other mounting options are available on request.



2 Valve Manifold, Remote Mount, NPT

0380	Thread
P2VM-SS-8-RM	1/2″
Tech Sheet 10216	

6,000 psi, Check Valves

Working Temperature:
-26°C to +190°C

Maximum Working Pressure:
400 bar

Cracking Pressure:
0.35 psi

Seal: Viton

Female, NPT

0292	Thread
PCV-02-SS-FF	1/8″
PCV-04-SS-FF	1/4″
PCV-06-SS-FF	3/8″
PCV-08-SS-FF	1/2″
PCV-12-SS-FF	3/4″
PCV-16-SS-FF	1″
Tech Sheet 10507	

10,000 psi Check Valves

Working Temperature:
-26°C to +190°C

Maximum Working Pressure:
700 bar

Cracking Pressure:
0.35 psi

Seal: Viton

Female, NPT

0292	Thread
PCV-02-SS-FF-10K	1/8″
PCV-04-SS-FF-10K	1/4″
PCV-06-SS-FF-10K	3/8″
PCV-08-SS-FF-10K	1/2″
PCV-12-SS-FF-10K	3/4″
PCV-16-SS-FF-10K	1″
Tech Sheet 10507	

6,000 psi Rated Ball Valves

Working Temperature:
0°C to +40°C

Maximum Working Pressure:
400 bar

Female, NPT

0292	Thread
PBV-2-S-02-FF	1/8″
PBV-2-S-04-FF	1/4″
PBV-2-S-06-FF	3/8″
PBV-2-S-08-FF	1/2″
PBV-2-S-12-FF	3/4″
PBV-2-S-16-FF	1″
Tech Sheet 10508	

HYGIENIC STAINLESS STEEL VALVES

Ball Valves

2 Way, Weld End

0708	OD	OD mm	DN Size	ISO 5211 Connection	Length mm
HSBVWE-12	1/2″	12.7	15	F03	89
HSBVWE-34	3/4″	19.05	20	F03	101
HSBVWE-1	1″	25.4	25	F04	114
HSBVWE-112	1.1/2″	38.1	40	F05	140
HSBVWE-2	2″	50.8	50	F05	156
HSBVWE-212	2.1/2″	63.5	65	F07	197
HSBVWE-3	3″	76.2	80	F07	229
HSBVWE-4	4″	101.6	100	F10	242.7
Tech Sheet 68171					

2 Way, Clamp End

0708	Clamp Size	DN Size	ISO 5211 Connection	Length mm
HSBVCE-12	1/2″	15	F03	89
HSBVCE-34	3/4″	20	F03	101
HSBVCE-1	1″	25	F04	114
HSBVCE-112	1.1/2″	40	F05	140
HSBVCE-2	2″	50	F05	156
HSBVCE-212	2.1/2″	65	F07	197
HSBVCE-3	3″	80	F07	229
HSBVCE-4	4″	100	F10	242.7
Tech Sheet 68171				

Check Valves

Middle Clamp Type, Weld End

0708	OD	OD mm	Length mm
PGCVWE-1	1″	25.4	82
PGCVWE-1.5	1.1/2″	38.1	84
PGCVWE-2	2″	50.8	84
PGCVWE-2.5	2.1/2″	63.5	84
PGCVWE-3	3″	76.2	84
PGCVWE-4	4″	101.6	101
Tech Sheet 68170			

Butterfly Valves

Weld End

0708	OD	OD mm	Length mm
BUTVWE-1	1″	12.7	68
BUTVWE-112	1.1/2″	19.05	76
BUTVWE-2	2″	25.4	80
BUTVWE-212	2.1/2″	38.1	80
BUTVWE-3	3″	50.8	82
BUTVWE-4	4″	63.5	88
Tech Sheet 68172			

RJT Male x Male

0708	Size	Thread	Length mm
BUTVRJT-1	1″	45.72 x 8T WHIT	68
BUTVRJT-112	1.1/2″	58.42 x 8T WHIT	76
BUTVRJT-2	2″	72.72 x 6T WHIT	80
BUTVRJT-212	2.5″	85.42 x 6T WHIT	80
BUTVRJT-3	3″	98.12 x 6T WHIT	82
BUTVRJT-4	4″	123.52 x 6T WHIT	100
Tech Sheet 68172			

Clamp End

0708	Size	Length mm
BUTVCE-1	1″	66
BUTVCE-112	1.1/2″	70
BUTVCE-2	2″	70
Tech Sheet 68172		

BUTTERFLY VALVES

HUK valves

HUK Wafer Pattern Butterfly Valves

2014WW

2014WW-G

Features:

- Wafer pattern butterfly valves to suit BS 10 Table D/E, PN6/10/16 and ANSI150 flanges
- Available in cast iron, ductile iron, stainless steel or carbon steel body
- Stainless steel, ductile iron ENP and aluminium bronze disc options available
- Liners available in EPDM, NBR, FPM, silicone or PTFE on silicone
- Lockable lever or gearbox operated
- WRAS approved valve option available (2014WW)

Working Temperature:
-20°C to +120°C
0°C to +80°C (WB, WF and WT)
-30°C to +180°C (WG, WH and WU)
-20°C to +200°C (WI)

Maximum Working Pressure:
16 bar

WRAS APPROVED PRODUCT

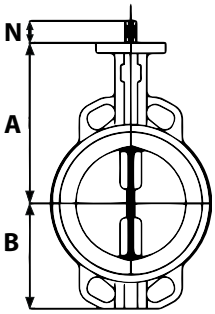

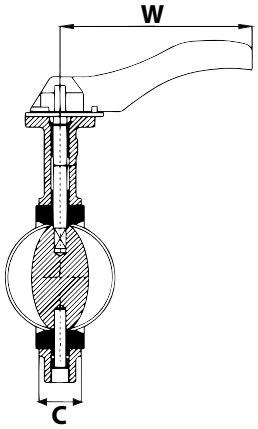

HUK Wafer Pattern Butterfly Valve

Size	DN	A	B	C	N	W	Torque (Nm) - Excluding Safety	Kg (Lever)	Kg (Gearbox)
1.1/2"	40	120	65	33	29	215	11	1.83	5.34
2"	50	140	80	43	29	215	12	2.68	6.19
2.1/2"	65	150	89	46	29	215	20	3.45	6.96
3"	80	158	95	46	29	215	30	4.08	7.59
4"	100	175	114	52	29	215	50	4.83	9.05
5"	125	190	127	56	29	215	77	7.34	10.87
6"	150	212	139	56	29	215	121	8.20	11.73
8"	200	235	174	60	40	350	242	14.90	29.80
10"	250	265	203	68	40	350	352	23.80	31.22
12"	300	305	242	78	40	-	490	-	40.80

HUK Wafer Pattern Butterfly Valves

Ductile Iron Body, Stainless Steel Disc

0999 EPDM Liner, Lever Operated (WRAS Approved Valve)	
Part No.	Size
2014WW 08	1.1/2"
2014WW 09	2"
2014WW 10	2.1/2"
2014WW 11	3"
2014WW 12	4"
2014WW 13	5"
2014WW 14	6"
2014WW 16	8"
2014WW 18	10"
Tech Sheet 6060	

0999 EPDM Liner, Gearbox Operated (WRAS Approved Valve)	
Part No.	Size
2014WW 08G	1.1/2"
2014WW 09G	2"
2014WW 10G	2.1/2"
2014WW 11G	3"
2014WW 12G	4"
2014WW 13G	5"
2014WW 14G	6"
2014WW 16G	8"
2014WW 18G	10"
2014WW 20G	12"
Tech Sheet 6060	

Cast Iron Body, Stainless Steel Disc

0999 NBR Liner, Lever Operated	
Part No.	Size
2014WB 08	1.1/2"
2014WB 09	2"
2014WB 10	2.1/2"
2014WB 11	3"
2014WB 12	4"
2014WB 13	5"
2014WB 14	6"
2014WB 16	8"
2014WB 18	10"
Tech Sheet 14	

0999 Silicone Liner, Lever Operated	
Part No.	Size
2014WG 09	2"
2014WG 10	2.1/2"
2014WG 11	3"
2014WG 12	4"
2014WG 13	5"
2014WG 14	6"
2014WG 16	8"
2014WG 18	10"
Tech Sheet 14	

0999 PTFE on Silicone, Lever Operated	
Part No.	Size
2014WH 08	1.1/2"
2014WH 09	2"
2014WH 10	2.1/2"
2014WH 11	3"
2014WH 12	4"
2014WH 13	5"
Tech Sheet 14	

0999 NBR Liner, Gearbox Operated	
Part No.	Size
2014WB 08G	1.1/2"
2014WB 09G	2"
2014WB 10G	2.1/2"
2014WB 11G	3"
2014WB 12G	4"
2014WB 13G	5"
2014WB 14G	6"
2014WB 16G	8"
2014WB 18G	10"
2014WB 20G	12"
Tech Sheet 14	

0999 Silicone Liner, Gearbox Operated	
Part No.	Size
2014WG 09G	2"
2014WG 10G	2.1/2"
2014WG 11G	3"
2014WG 12G	4"
2014WG 13G	5"
2014WG 14G	6"
2014WG 16G	8"
2014WG 18G	10"
2014WG 20G	12"
Tech Sheet 14	

0999 PTFE on Silicone, Gearbox Operated	
Part No.	Size
2014WH 08G	1.1/2"
2014WH 09G	2"
2014WH 10G	2.1/2"
2014WH 11G	3"
2014WH 12G	4"
2014WH 13G	5"
2014WH 14G	6"
2014WH 16G	8"
2014WH 18G	10"
2014WH 20G	12"
Tech Sheet 14	

Cast Iron Body, Ductile Iron ENP Disc

0999 EPDM Liner, Lever Operated	
Part No.	Size
2014WC 09	2"
2014WC 10	2.1/2"
2014WC 11	3"
2014WC 12	4"
2014WC 13	5"
2014WC 14	6"
2014WC 16	8"
2014WC 18	10"
Tech Sheet 14	

0999 EPDM Liner, Gearbox Operated	
Part No.	Size
2014WC 09G	2"
2014WC 10G	2.1/2"
2014WC 11G	3"
2014WC 12G	4"
2014WC 13G	5"
2014WC 14G	6"
2014WC 16G	8"
2014WC 18G	10"
2014WC 20G	12"
Tech Sheet 14	

BUTTERFLY VALVES

HUK valves

HUK Wafer Pattern Butterfly Valves

Cast Iron Body, Aluminium Bronze Disc

0999 EPDM Liner, Lever Operated	
Part No.	Size
2014WE 09	2"
2014WE 10	2.1/2"
2014WE 11	3"
2014WE 12	4"
2014WE 13	5"
2014WE 14	6"
2014WE 16	8"
2014WE 18	10"
Tech Sheet 14	

0999 EPDM Liner, Gearbox Operated	
Part No.	Size
2014WE 09G	2"
2014WE 10G	2.1/2"
2014WE 11G	3"
2014WE 12G	4"
2014WE 13G	5"
2014WE 14G	6"
2014WE 16G	8"
2014WE 18G	10"
2014WE 20G	12"
Tech Sheet 14	

0999 NBR Liner, Lever Operated	
Part No.	Size
2014WF 09	2"
2014WF 10	2.1/2"
2014WF 11	3"
2014WF 12	4"
2014WF 13	5"
2014WF 14	6"
2014WF 16	8"
2014WF 18	10"
Tech Sheet 14	

0999 NBR Liner, Gearbox Operated	
Part No.	Size
2014WF 09G	2"
2014WF 10G	2.1/2"
2014WF 11G	3"
2014WF 12G	4"
2014WF 13G	5"
2014WF 14G	6"
2014WF 16G	8"
2014WF 18G	10"
2014WF 20G	12"
Tech Sheet 14	

Carbon Steel Body, Stainless Steel Disc

0999 FPM Liner, Lever Operated	
Part No.	Size
2014WI 08	1.1/2"
2014WI 09	2"
2014WI 10	2.1/2"
2014WI 11	3"
2014WI 12	4"
2014WI 13	5"
2014WI 14	6"
2014WI 16	8"
Tech Sheet 14	

0999 FPM Liner, Gearbox Operated	
Part No.	Size
2014WI 08G	1.1/2"
2014WI 09G	2"
2014WI 10G	2.1/2"
2014WI 11G	3"
2014WI 12G	4"
2014WI 13G	5"
2014WI 14G	6"
2014WI 16G	8"
2014WI 18G	10"
2014WI 20G	12"
Tech Sheet 14	

Stainless Steel Body, Stainless Steel Disc

0999 EPDM Liner, Lever Operated	
Part No.	Size
2014WS 08	1.1/2"
2014WS 09	2"
2014WS 10	2.1/2"
2014WS 11	3"
2014WS 12	4"
2014WS 13	5"
2014WS 14	6"
2014WS 16	8"
2014WS 18	10"
Tech Sheet 14	

0999 EPDM Liner, Gearbox Operated*	
Part No.	Size
2014WS 08G	1.1/2"
2014WS 09G	2"
2014WS 10G	2.1/2"
2014WS 11G	3"
2014WS 12G	4"
2014WS 13G	5"
2014WS 14G	6"
2014WS 16G	8"
2014WS 18G	10"
2014WS 20G	12"
Tech Sheet 14	

0999 NBR Liner, Lever Operated	
Part No.	Size
2014WT 08	1.1/2"
2014WT 09	2"
2014WT 10	2.1/2"
2014WT 11	3"
2014WT 12	4"
2014WT 13	5"
2014WT 14	6"
2014WT 16	8"
2014WT 18	10"
Tech Sheet 14	

0999 NBR Liner, Gearbox Operated*	
Part No.	Size
2014WT 08G	1.1/2"
2014WT 09G	2"
2014WT 10G	2.1/2"
2014WT 11G	3"
2014WT 12G	4"
2014WT 13G	5"
2014WT 14G	6"
2014WT 16G	8"
2014WT 18G	10"
Tech Sheet 14	

0999 PTFE on Silicone Liner, Lever Operated	
Part No.	Size
2014WU 09	2"
2014WU 10	2.1/2"
2014WU 11	3"
2014WU 12	4"
2014WU 13	5"
Tech Sheet 14	

0999 PTFE on Silicone Liner, Gearbox Operated*	
Part No.	Size
2014WU 09G	2"
2014WU 10G	2.1/2"
2014WU 11G	3"
2014WU 12G	4"
2014WU 13G	5"
2014WU 14G	6"
2014WU 16G	8"
2014WU 18G	10"
2014WU 20G	12"
Tech Sheet 14	

*Gearbox is in cast iron material. Stainless steel options are available on request

BUTTERFLY VALVES

HUK Lugged Pattern Butterfly Valves

2014LW

2014LV

Features:

- Lugged and tapped butterfly valves to suit PN16 flanges. Others are available on request
- Available in ductile iron, stainless steel or carbon steel body
- Stainless steel, ductile iron ENP and aluminium bronze disc options available
- Liners available in EPDM, NBR or FPM
- Lockable lever or gearbox operated
- WRAS approved valve option available (2014LW)

Working Temperature:
-20°C to +120°C
0°C to +80°C (2014LB, 2014LD, 2014LF and 2014LT)
-20°C to +200°C (2014LI, 2014LS and 2014LV)

Maximum Working Pressure:
16 bar

WRAS APPROVED PRODUCT

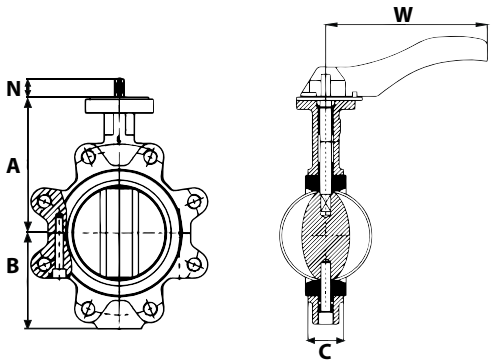

HUK Lugged and Tapped Butterfly Valve

Size	DN	A	B	C	N	W	Torque (Nm) - Excluding Safety	Kg (Lever)	Kg (Gearbox)
1.1/2"	40	120	65	33	29	215	11	2.70	6.50
2"	50	140	80	43	29	215	12	4.10	7.40
2.1/2"	65	150	89	46	29	215	20	4.70	7.80
3"	80	158	95	46	29	215	30	6.10	9
4"	100	176	114	52	29	215	50	7.90	11.40
5"	125	190	127	56	29	215	77	10.90	13
6"	150	212	139	56	29	215	121	11.85	16.30
8"	200	235	175	60	40	350	242	18.50	26.90
10"	250	265	203	68	40	350	352	31.80	40.50
12"	300	305	242	78	40	-	490	-	52

BUTTERFLY VALVES

HUK valves

HUK Lugged Pattern Butterfly Valves

Ductile Iron Body, Stainless Steel Disc

0999 PN16, EPDM Liner, Lever Operated (WRAS Approved Valve)	
Part No.	Size
2014LW 08	1.1/2"
2014LW 09	2"
2014LW 10	2.1/2"
2014LW 11	3"
2014LW 12	4"
2014LW 13	5"
2014LW 14	6"
2014LW 16	8"
2014LW 18	10"
Tech Sheet 6063	

0999 PN16, EPDM Liner, Gearbox Operated (WRAS Approved Valve)	
Part No.	Size
2014LW 08G	1.1/2"
2014LW 09G	2"
2014LW 10G	2.1/2"
2014LW 11G	3"
2014LW 12G	4"
2014LW 13G	5"
2014LW 14G	6"
2014LW 16G	8"
2014LW 18G	10"
2014LW 20G	12"
Tech Sheet 6063	

0999 PN16, NBR Liner, Lever Operated	
Part No.	Size
2014LB 08	1.1/2"
2014LB 09	2"
2014LB 10	2.1/2"
2014LB 11	3"
2014LB 12	4"
2014LB 13	5"
2014LB 14	6"
2014LB 16	8"
2014LB 18	10"
Tech Sheet 6064	

0999 PN16, NBR Liner, Gearbox Operated	
Part No.	Size
2014LB 08G	1.1/2"
2014LB 09G	2"
2014LB 10G	2.1/2"
2014LB 11G	3"
2014LB 12G	4"
2014LB 13G	5"
2014LB 14G	6"
2014LB 16G	8"
2014LB 18G	10"
2014LB 20G	12"
Tech Sheet 6064	

Ductile Iron Body, Ductile Iron ENP Disc

0999 PN16, EPDM Liner, Lever Operated	
Part No.	Size
2014LC 09	2"
2014LC 10	2.1/2"
2014LC 11	3"
2014LC 12	4"
2014LC 13	5"
2014LC 14	6"
2014LC 16	8"
2014LC 18	10"
Tech Sheet 6064	

0999 PN16, EPDM Liner, Gearbox Operated	
Part No.	Size
2014LC 09G	2"
2014LC 10G	2.1/2"
2014LC 11G	3"
2014LC 12G	4"
2014LC 13G	5"
2014LC 14G	6"
2014LC 16G	8"
2014LC 18G	10"
2014LC 20G	12"
Tech Sheet 6064	

0999 PN16, NBR Liner, Lever Operated	
Part No.	Size
2014LD 09	2"
2014LD 10	2.1/2"
2014LD 11	3"
2014LD 12	4"
2014LD 13	5"
2014LD 14	6"
2014LD 16	8"
2014LD 18	10"
Tech Sheet 6064	

0999 PN16, NBR Liner, Gearbox Operated	
Part No.	Size
2014LD 09G	2"
2014LD 10G	2.1/2"
2014LD 11G	3"
2014LD 12G	4"
2014LD 13G	5"
2014LD 14G	6"
2014LD 16G	8"
2014LD 18G	10"
2014LD 20G	12"
Tech Sheet 6064	

You may also need **PN16 Flanges**
see **Industrial Section 5**



BUTTERFLY VALVES

HUK valves

HUK Lugged Pattern Butterfly Valves

Ductile Iron Body, Aluminium Bronze Disc

0999 PN16, EPDM Liner, Lever Operated	
Part No.	Size
2014LE 09	2"
2014LE 10	2.1/2"
2014LE 11	3"
2014LE 12	4"
2014LE 13	5"
2014LE 14	6"
2014LE 16	8"
2014LE 18	10"
Tech Sheet 6064	

0999 PN16, EPDM Liner, Gearbox Operated	
Part No.	Size
2014LE 09G	2"
2014LE 10G	2.1/2"
2014LE 11G	3"
2014LE 12G	4"
2014LE 13G	5"
2014LE 14G	6"
2014LE 16G	8"
2014LE 18G	10"
2014LE 20G	12"
Tech Sheet 6064	

0999 PN16, NBR Liner, Lever Operated	
Part No.	Size
2014LF 09	2"
2014LF 10	2.1/2"
2014LF 11	3"
2014LF 12	4"
2014LF 13	5"
2014LF 14	6"
2014LF 16	8"
2014LF 18	10"
Tech Sheet 6064	

0999 PN16, NBR Liner, Gearbox Operated	
Part No.	Size
2014LF 09G	2"
2014LF 10G	2.1/2"
2014LF 11G	3"
2014LF 12G	4"
2014LF 13G	5"
2014LF 14G	6"
2014LF 16G	8"
2014LF 18G	10"
2014LF 20G	12"
Tech Sheet 6064	

Carbon Steel Body, Stainless Steel Disc

0999 PN16, FPM Liner, Lever Operated	
Part No.	Size
2014LI 08	1.1/2"
2014LI 09	2"
2014LI 10	2.1/2"
2014LI 11	3"
2014LI 12	4"
2014LI 13	5"
2014LI 14	6"
2014LI 16	8"
Tech Sheet 6064	

0999 PN16, FPM Liner, Gearbox Operated	
Part No.	Size
2014LI 08G	1.1/2"
2014LI 09G	2"
2014LI 10G	2.1/2"
2014LI 11G	3"
2014LI 12G	4"
2014LI 13G	5"
2014LI 14G	6"
2014LI 16G	8"
2014LI 18G	10"
2014LI 20G	12"
Tech Sheet 6064	

Stainless Steel Body, Stainless Steel Disc

0999 PN16, FPM Liner, Lever Operated	
Part No.	Size
2014LV 08	1.1/2"
2014LV 09	2"
2014LV 10	2.1/2"
2014LV 11	3"
2014LV 12	4"
2014LV 13	5"
2014LV 14	6"
2014LV 16	8"
Tech Sheet 6064	

0999 PN16, FPM Liner, Gearbox Operated*	
Part No.	Size
2014LV 08G	1.1/2"
2014LV 09G	2"
2014LV 10G	2.1/2"
2014LV 11G	3"
2014LV 12G	4"
2014LV 13G	5"
2014LV 14G	6"
2014LV 16G	8"
2014LV 18G	10"
2014LV 20G	12"
Tech Sheet 6064	

*Gearbox is in cast iron material. Stainless steel options are available on request

For **Flange Gaskets**
see **Industrial Section 5**



BUTTERFLY VALVES

HUK valves

HUK Lugged Pattern Butterfly Valves

Stainless Steel Body, Stainless Steel Disc

0999 PN16, EPDM Liner, Lever Operated	
Part No.	Size
2014LS 09	2"
2014LS 10	2.1/2"
2014LS 11	3"
2014LS 12	4"
2014LS 13	5"
2014LS 14	6"
2014LS 16	8"
Tech Sheet 6064	

0999 PN16, EPDM Liner, Gearbox Operated*	
Part No.	Size
2014LS 09G	2"
2014LS 10G	2.1/2"
2014LS 11G	3"
2014LS 12G	4"
2014LS 13G	5"
2014LS 14G	6"
2014LS 16G	8"
2014LS 18G	10"
2014LS 20G	12"
Tech Sheet 6064	

0999 PN16, NBR Liner, Lever Operated	
Part No.	Size
2014LT 09	2"
2014LT 10	2.1/2"
2014LT 11	3"
2014LT 12	4"
2014LT 13	5"
2014LT 14	6"
2014LT 16	8"
Tech Sheet 6064	

0999 PN16, NBR Liner, Gearbox Operated*	
Part No.	Size
2014LT 09G	2"
2014LT 10G	2.1/2"
2014LT 11G	3"
2014LT 12G	4"
2014LT 13G	5"
2014LT 14G	6"
2014LT 16G	8"
2014LT 18G	10"
2014LT 20G	12"
Tech Sheet 6064	

*Gearbox is in cast iron material. Stainless steel options are available on request

NBR: PRESSURE/TEMPERATURE GRAPHS

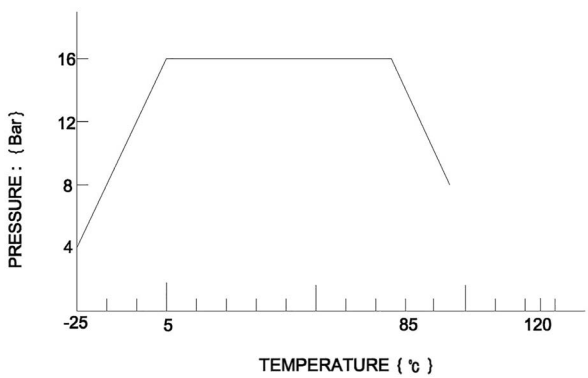

EPDM: PRESSURE/TEMPERATURE GRAPHS

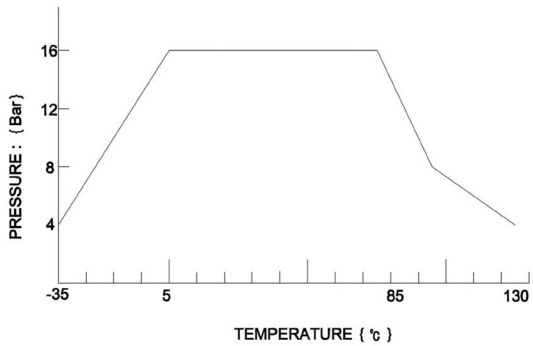

Require technical support selecting the correct butterfly valve for your application?
Contact us, our technical team will be happy to assist you.

CAST IRON VALVES

Features:

- PN16 flanged ends
- WRAS approved
- UL listed
- Non-rising stem
- Conforms to BS EN 12334 (formally BS 5153)
- Position indicator for open/close

Working Temperature:
0°C to +80°C

Maximum Working Pressure:
16 bar

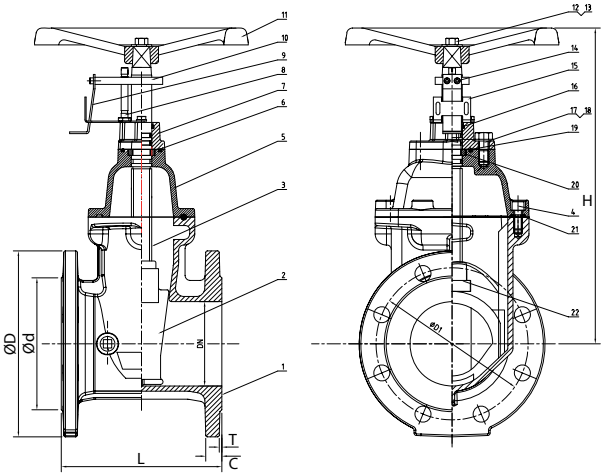

	Part Description	Material
1	Valve Body	Ductile Iron EN-GJS-450-10
2	Resilient Wedge Disc	Ductile Iron EN-GJS-450-10 + EPDM
3	Stem	Stainless Steel 2Cr13
4	Bolt	Carbon Steel Zinc Plated
5	Bonnet	Ductile Iron EN-GJS-450-10
6	O-Ring	EPDM
7	Gland Flange	Ductile Iron EN-GJS-450-10
8	Position Fixing Spindle	316 Stainless Steel

	Part Description	Material
9	Limit Plate	316 Stainless Steel
10	Position Fixing Plate	
11	Handwheel	Ductile Iron EN-GJS-450-10
12	Bolt	Carbon Steel Zinc Plated
13	Flat Washer	
14	Bolt	
15	Fixed Plate	316 Stainless Steel
16	Ring Wiper	EPDM

	Part Description	Material
17	Bolt	Carbon Steel Zinc Plated
18	Flat Washer	
19	O-Ring	EPDM
20	Thrust Washer	Brass
21	Bonnet Gasket	EPDM
22	Wedge Nut	Brass

Ductile Iron Flanged PN16 Resilient Seat Gate Valve

0909	Part No.	Size	DN	L	H	Ød	ØD	ØD1	T	C	Kg
	HUK5163 09	2"	50	178	282	99	165	125	3	19	13
	HUK5163 10	2.1/2"	65	190	290	118	185	145	3	19	16
	HUK5163 11	3"	80	203	331	132	200	160	3	19	19
	HUK5163 12	4"	100	229	366	156	220	180	3	19	28
	HUK5163 14	6"	150	267	490	211	285	240	3	19	46
	HUK5163 16	8"	200	292	560	266	340	295	3	20	80
	HUK5163 18	10"	250	330	706	319	405	355	3	22	107
	HUK5163 20	12"	300	356	802	370	460	410	4	24.50	155
	Tech Sheet 6078										

Features:

- Used to allow key operation

Cap Top to Suit HUK5163 Valves

0909	Part No.	Size	DN	Kg
	HUK5163CT 09	2"	50	1
	HUK5163CT 10	2.1/2"	65	1
	HUK5163CT 11	3"	80	1
	HUK5163CT 12	4"	100	1

0909	Part No.	Size	DN	Kg
	HUK5163CT 14	6"	150	1
	HUK5163CT 16	8"	200	2
	HUK5163CT 18	10"	250	2
	HUK5163CT 20	12"	300	2

CAST IRON VALVES

HUK valves

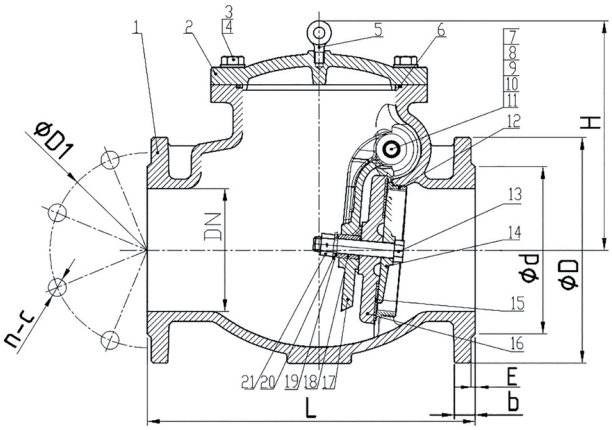

Features:

- PN16 flanged ends
- Face to face conforms to BS EN 558-1 (series 10)
- Manufactured to the BS EN 16767:2016 standard for industrial check valves, previously BS 5153
- WRAS approved
- UL listed
- Can be installed with vertical upwards flow or horizontal flow

Working Temperature:
0°C to +100°C

Maximum Working Pressure:
16 bar

UL LISTED

WRAS APPROVED PRODUCT

	Part Description	Material
1	Valve Body	EN-GJS-450-10
2	Bonnet	
3	Flat Washer	Carbon Steel Zinc Plated
4	Bolts	
5	Eye Bolt	
6	O-Ring	EPDM
7	Plug	304 Stainless Steel
8	O-Ring	EPDM
9	Hinge Pin	304 Stainless Steel
10	Washer	Brass ASTM B16 C36000
11	Hinge Bushing	
12	Seat Ring	Brass ASTM B62 C83600
13	Disc Seat Bolts	304 Stainless Steel
14	Retainer Washer	Bronze ASTM B62 C83600
15	Disc Seat Ring	EPDM
16	Disc	EN-GJS-450-10
17	Clapper Arm	
18	Disc Bushing	Brass ASTM B16 C36000
19	O-Ring	EPDM
20	Washer	Brass ASTM B16 C36000
21	Nut	Brass ASTM B62 C83600

Cast Iron Flanged PN16 Soft Seat Swing Check Valve

0909	Part No.	Size	DN	L	H	b	ØD	ØD1	Ød	e	n-c	Kg
	HUK5153W 09	2"	50	203	133	19	165	125	99	3	4-Ø19	11.50
	HUK5153W 10	2.1/2"	65	216	150	19	185	145	118	3	4-Ø19	15
	HUK5153W 11	3"	80	241	150	19	200	160	132	3	8-Ø19	19
	HUK5153W 12	4"	100	292	218	19	220	180	156	3	8-Ø19	27
	HUK5153W 14	6"	150	356	290	19	285	240	211	3	8-Ø23	52
	HUK5153W 16	8"	200	495	330	20	340	295	266	3	12-Ø23	72
	HUK5153W 18	10"	250	622	350	22	405	355	319	3	12-Ø28	155
	HUK5153W 20	12"	300	698	376	24.50	460	410	370	4	12-Ø28	215

Tech Sheet 6122

CAST IRON VALVES

Cast Iron Ball Valves

Features:
- Full bore
- PN16 flanged ends
- Direct mount ISO 5211
- ATEX approved
- Blowout proof stem
- Locking device available on request

Working Temperature: -10°C to +200°C

Maximum Working Pressure: 16 bar

Cast Iron Flanged PN16 Full Bore Direct Mount Ball Valve

0905	Flange Size
150HIT 04	1/2"
150HIT 05	3/4"
150HIT 06	1"
150HIT 07	1.1/4"
150HIT 08	1.1/2"
150HIT 09	2"
150HIT 10	2.1/2"
150HIT 11	3"
150HIT 12	4"
150HIT 13	5"
150HIT 14	6"
150HIT 16	8"
Tech Sheet 3036	

Cast Iron and Ductile Iron Gate Valves

Features:
- PN16 flanged ends
- Face to face DIN 3202-F4
- Non-rising stem

Working Temperature:
-10°C to +120°C at 16 bar
-10°C to +200°C at 12.8 bar

Maximum Working Pressure: 16 bar

Cast Iron Flanged PN16 Metal Seat Gate Valve

0909	Flange Size
D02 09	2"
D02 10	2.1/2"
D02 11	3"
D02 12	4"
D02 13	5"
D02 14	6"
D02 16	8"
Tech Sheet 6079	

Please note: an 8" PN10 option is also available on request

Features:
- PN16 flanged ends
- Face to face BS 5150
- Non-rising stem

Working Temperature:
-10°C to +120°C at 16 bar
-10°C to +200°C at 12.8 bar

Maximum Working Pressure: 16 bar

Cast Iron Flanged PN16 Metal Seat Gate Valve

0909	Flange Size
E02 09	2"
E02 10	2.1/2"
E02 11	3"
E02 12	4"
E02 13	5"
E02 14	6"
E02 16	8"
Tech Sheet 6080	

Cast Iron & Ductile Iron Check Valves

Features:
- Can be mounted between PN16 and ANSI150 flanges
- WRAS approved
- Can be installed in any position

Working Temperature: 0°C to +85°C

Maximum Working Pressure: 16 bar

Cast Iron Dual Plate Check Valve

0909	Size
HUKDPC 09W	2"
HUKDPC 10W	2.1/2"
HUKDPC 11W	3"
HUKDPC 12W	4"
HUKDPC 13W	5"
HUKDPC 14W	6"
HUKDPC 16W	8"
HUKDPC 18W	10"
HUKDPC 20W	12"
Tech Sheet 6116	

Features:
- PN16 flanged ends
- Face to face BS 5153, EN 558-1
- Conforms to BS EN 12334
- Can be installed with vertical upwards flow or horizontal flow

Working Temperature:
-10°C to +120°C at 16 bar
-10°C to +230°C at 11.8 bar

Maximum Working Pressure: 16 bar

Cast Iron Flanged PN16 Metal Seat Swing Check Valve

0909	Size
E03 09	2"
E03 10	2.1/2"
E03 11	3"
E03 12	4"
E03 14	6"
E03 16	8"
Tech Sheet 6123	

Flanged Y Strainers

Features:
- PN16 flanged ends
- 1.5mm perforations
- Suitable for saturated steam up to 10 bar

Working Temperature:
-10°C to +120°C at 16 bar
-10°C to +230°C at 12.8 bar

Maximum Working Pressure: 16 bar

Cast Iron Flanged PN16 Y Strainer

0909	Size
E21 09	2"
E21 10	2.1/2"
E21 11	3"
E21 12	4"
E21 13	5"
E21 14	6"
E21 16	8"
Tech Sheet 6138	

UNIDIRECTIONAL KNIFE GATE VALVES

CMO VALVES

Manual Handwheel Knife Gate Valves

Technical Data:
Designed to handle water and abrassive slurries that contain a maximum of 5% suspended solids
304SS blade
ATEX approved
Suitable for industries such as:
Mining, power, chemical and waste water treatment plants.
Connections are to suit PN10/16 flanges up to 150mm and PN10 flanges for sizes 200mm upwards
Other flanges on request
Please contact our technical department if you require other options.

Please contact our technical department if you require other options.

Maximum Working Pressure:
2" to 10" = 10 bar
12" = 6 bar



Cast Iron Body

0944	Bore mm
A1V2H2 09	50
A1V2H2 10	65
A1V2H2 11	80
A1V2H2 12	100
A1V2H2 13	125
A1V2H2 14	150
A1V2H2 16	200
A1V2H2 18	250
A1V2H2 20	300
Tech Sheet 10246	

Pneumatic Double Acting Knife Gate Valves

Technical Data:
Designed to handle water and abrassive slurries that contain a maximum of 5% suspended solids
304SS blade
ATEX approved
Suitable for industries such as:
Mining, power, chemical and waste water treatment plants.
Connections are to suit PN10/16 flanges up to 150mm and PN10 flanges for sizes 200mm upwards
Other flanges on request
Please contact our technical department if you require other options.

Please contact our technical department if you require other options.

Maximum Working Pressure:
2" to 10" = 10 bar
12" = 6 bar

Cast Iron Body

0944	Bore mm
A1N2H2 09	50
A1N2H2 10	65
A1N2H2 11	80
A1N2H2 12	100
A1N2H2 13	125
A1N2H2 14	150
A1N2H2 16	200
A1N2H2 18	250
A1N2H2 20	300
Tech Sheet 6239	

You may also need **PN16 Flanges**
see **Industrial Section 5**



COMMISSIONING VALVES

Screwed Balancing Valves

Working Temperature:
-10°C to +120°C

Maximum Working Pressure:
25 bar

Features:
- BSPP threads up to 3/4" and BSPT threads for 1" upwards
- Intergal fixed orifice design
- Comes complete with test points
- For use in heating and cooling systems and other water systems



Bronze Fixed Orifice Balancing Valve

0974	Thread
T3010-12	1/2"
T3010-34	3/4"
T3010-1	1"
T3010-114	1.1/4"
T3010-112	1.1/2"
T3010-2	2"
Tech Sheet 6153	

Working Temperature:
-10°C to +110°C

Maximum Working Pressure:
25 bar

Features:
- BSPP threads
- Variable orifice design
- Design in accordance to BS 7350:1990
- Comes complete with test points
- For use in heating and cooling systems and other water systems

Bronze Variable Orifice Double Regulating Valve

WRAS APPROVED PRODUCT

0915	Thread
9505-12	1/2"
9505-34	3/4"
9505-1	1"
9505-114	1.1/4"
9505-112	1.1/2"
9505-2	2"
Tech Sheet 6156	

Test Points

Working Temperature:
-10°C to +120°C

Maximum Working Pressure:
25 bar

Features:
- BSPT threads
- DZR brass
- EPDM seal



Test Points

0915	Thread
HUKTP-14R	1/4" Red
HUKTP-14B	1/4" Blue
HUKTP-12	1/2"

Flanged Balancing Valves

Features:
- To suit PN16 flanged ends
- The accuracy of flow measurement at normal velocities is ±3%
- Can be used as a single unit or close-coupled to other regulating or isolating valves

Working Temperature:
-10°C to +120°C

Maximum Working Pressure: 16 bar

Orifice Plate

0974	Flange Size
9200 10	2.1/2"
9200 11	3"
9200 12	4"
9200 13	5"
9200 14	6"
9200 16	8"
Tech Sheet 6160	

Features:
- PN16 flanged ends
- Integral fixed orifice design
- Design in accordance to BS 7350:1990
- Comes complete with test points
- For use in heating and cooling systems and other water systems

Working Temperature:
-10°C to +120°C

Maximum Working Pressure:
16 bar

*Will be painted black and is from a different manufacturer

Ductile Iron Flanged PN16 Fixed Orifice Double Regulating Valve

0909	Flange Size
T3020 09	2"*
9201 10	2.1/2"
9201 11	3"
9201 12	4"
9201 13	5"
9201 14	6"
9201 16	8"
9201 18	10"
Tech Sheet 6157	

SAFETY VALVES

Wade

Wade Safety Relief Valves - Series 6000

Working Temperature:
-15°C to +180°C

Maximum Set Pressure:
20.1 bar

Specification: The Series 6000 is a high lift safety relief valve with atmospheric discharge suitable for air and inert gas applications. The flow is de-rated and measured in accordance with BS6759 Part 2: 1984. The valve re-seats by minus 10% of set pressure. Valves for higher pressure ratings are available. Safety valves are PED approved and CE marked.

Series 6000 High Lift Safety Relief Valve, Male BSPT

0095	Thread	Set Pressure Bar
6000/06/G/5.5	1/4"	5.5
6000/06/H/9.0	1/4"	9
6000/06/J/11.0	1/4"	11
Tech Sheet 10341		

Individual test certificates to be requested at the time of order on Wade products

Valves for higher pressure ratings are available.

Series 6200 High Lift Safety Relief Valve, Male BSPT

0095	Thread	Set Pressure Bar
6200/15/G/5.5	1/2"	5.5
6200/15/H/9.0	1/2"	9
6200/20/G/5.5	3/4"	5.5
Tech Sheet 10341		

Series 6500 High Lift Safety Relief Valve, Male BSPT

0095	Thread	Set Pressure Bar
6500/15/G/5.5	1/2"	5.5
6500/25/G/5.5	1"	5.5
Tech Sheet 10341		

Series 6100 High Lift Safety Relief Valve, Male BSPT

0095	Thread	Set Pressure Bar
6100/06/J/11.0	1/4"	11
6100/10/J/11.0	3/8"	11
6100/15/G/5.5	1/2"	5.5
6100/15/H/9.0	1/2"	9
6100/15/J/11.0	1/2"	11
6100/20/J/11.0	3/4"	11
6100/25/J/11.0	1"	11
Tech Sheet 10341		

Series 6300 High Lift Safety Relief Valve, Male BSPT

0095	Thread	Set Pressure Bar
6300/15/G/5.5	1/2"	5.5
Tech Sheet 10341		

SAFETY VALVES

NABIC®

High Lift Safety Valves (Fig 500)

Applications: the Fig 500 high lift safety valve has been designed primarily for use on unvented hot water heating systems, where a high capacity, emergency steam relief capability is required. High capacity and resilient PTFE seating also make the Fig 500 ideal for steam, air and inert gas applications. A PTFE to Viton seating design is also available where greater seal tightness is required.

Construction: the Fig 500 is constructed in gunmetal with diaphragm protected working parts and PTFE to metal seating. All wetted parts are manufactured from dezincification resistant materials, approved by the Water Research Centre for use on potable water. Standard inlet and outlet connections have female threads to BS 21, with the outlet connection one size larger than the inlet. Sizes from DN20 upwards are available with flanged inlet connections; other thread forms are also available.

Please Note: due to pressure setting and certification of this product, normal delivery will be up to 3 working days (manufacturers stock permitting), although a quicker service may be available if required. **Please contact our sales team.**

Features:

- Resilient PTFE seating designs
- High degree of seating tightness
- Suitable for hot water, steam and air
- High discharge capacity
- Diaphragm protected working parts
- Safe manual testing
- Easy inspection and cleaning
- Pressure setting locked and sealed
- Designed and tested to BS 6759
- Capacities certified by ATOC
- Approved by Water Research Centre
- UKWFBS listed

Maximum Working Temperature: +195°C

Maximum Working Pressure: 12.5 bar

BSPP

0115	Inlet Thread	Outlet Thread	Set Pressure Bar
500-10-1	3/8″	1/2″	1
500-10-1.5	3/8″	1/2″	1.5
500-10-2	3/8″	1/2″	2
500-10-2.5	3/8″	1/2″	2.5
500-10-3	3/8″	1/2″	3
500-10-3.5	3/8″	1/2″	3.5
500-10-4	3/8″	1/2″	4
500-10-5	3/8″	1/2″	5
500-10-5.5	3/8″	1/2″	5.5
500-10-6	3/8″	1/2″	6
500-10-6.5	3/8″	1/2″	6.5
500-10-8	3/8″	1/2″	8
500-10-9.5	3/8″	1/2″	9.5
500-10-10	3/8″	1/2″	10
500-10-11	3/8″	1/2″	11
500-10-12	3/8″	1/2″	12
500-10-12.5	3/8″	1/2″	12.5
500-15-1	1/2″	3/4″	1
500-15-3	1/2″	3/4″	3
500-15-4	1/2″	3/4″	4
500-15-5	1/2″	3/4″	5
500-15-5.5	1/2″	3/4″	5.5
500-15-6	1/2″	3/4″	6
500-15-6.5	1/2″	3/4″	6.5
500-15-7	1/2″	3/4″	7
500-15-7.5	1/2″	3/4″	7.5
500-15-8.5	1/2″	3/4″	8.5

0115	Inlet Thread	Outlet Thread	Set Pressure Bar
500-15-10	1/2″	3/4″	10
500-15-10.5	1/2″	3/4″	10.5
500-15-11	1/2″	3/4″	11
500-15-11.5	1/2″	3/4″	11.5
500-20-1.5	3/4″	1″	1.5
500-20-2.5	3/4″	1″	2.5
500-20-3	3/4″	1″	3
500-20-3.5	3/4″	1″	3.5
500-20-4	3/4″	1″	4
500-20-5	3/4″	1″	5
500-20-5.5	3/4″	1″	5.5
500-20-6	3/4″	1″	6
500-20-6.5	3/4″	1″	6.5
500-20-7	3/4″	1″	7
500-20-7.5	3/4″	1″	7.5
500-20-8	3/4″	1″	8
500-20-8.5	3/4″	1″	8.5
500-20-9	3/4″	1″	9
500-20-10	3/4″	1″	10
500-20-11	3/4″	1″	11
500-20-11.5	3/4″	1″	11.5
500-20-12	3/4″	1″	12
500-20-12.5	3/4″	1″	12.5
500-25-1.5	1″	1.1/4″	1.5
500-25-2	1″	1.1/4″	2
500-25-2.5	1″	1.1/4″	2.5
500-25-3	1″	1.1/4″	3

0115	Inlet Thread	Outlet Thread	Set Pressure Bar
500-25-3.5	1″	1.1/4″	3.5
500-25-4	1″	1.1/4″	4
500-25-5.5	1″	1.1/4″	5.5
500-25-7	1″	1.1/4″	7
500-25-7.5	1″	1.1/4″	7.5
500-25-8	1″	1.1/4″	8
500-25-8.5	1″	1.1/4″	8.5
500-25-11	1″	1.1/4″	11
500-25-12.5	1″	1.1/4″	12.5
500-32-3	1.1/4″	1.1/2″	3
500-32-3.5	1.1/4″	1.1/2″	3.5
500-32-5	1.1/4″	1.1/2″	5
500-32-7.5	1.1/4″	1.1/2″	7.5
500-32-8.5	1.1/4″	1.1/2″	8.5
500-32-10	1.1/4″	1.1/2″	10
500-32-11	1.1/4″	1.1/2″	11
500-40-1.5	1.1/2″	2″	1.5
500-40-3	1.1/2″	2″	3
500-40-3.5	1.1/2″	2″	3.5
500-40-4	1.1/2″	2″	4
500-40-7	1.1/2″	2″	7
500-40-7.5	1.1/2″	2″	7.5
500-40-12	1.1/2″	2″	12
500-50-3.5	2″	2.1/2″	3.5
500-50-7	2″	2.1/2″	7
500-50-12.5	2″	2.1/2″	12.5
Tech Sheet 1398			

We have listed all the popular sizes and pressure ratings, however other variations are available.

Individual test certificates to be requested at the time of order.

SAFETY VALVES

NABIC®

High Flow Liquid Relief Valves (Fig 500)

Applications: Nabic pressure relief valves are intended for use where pressure tightness is required on the discharge side of the valve. They are ideal for pump relief, bypass relief, outside installations, and inflammable fluids.

Construction: the valves are of gunmetal construction with top-guided copper alloy parts, chrome vanadium spring and PTFE to metal seating. O-Ring seals ensure pressure tightness at cover and cap joints. Available options are stainless steel springs, high pressure versions and Viton seat design.

Please Note: due to pressure setting and certification of this product, normal delivery will be up to 3 working days (manufacturers stock permitting), although a quicker service may be available if required. **Please contact our sales team.**

Features:

- Resilient PTFE seating design
- High degree of seating tightness
- Suitable for liquids and gases
- Top-guided working parts
- Pressure tight on discharge side
- Designed and tested to BS 6759
- Flange inlets available

Maximum Working Temperature: +195°C

Maximum Working Pressure: 12.5 bar

BSPP

0115	Inlet Thread	Outlet Thread	Set Pressure Bar
500L-10-1	3/8″	1/2″	1
500L-10-1.5	3/8″	1/2″	1.5
500L-10-2	3/8″	1/2″	2
500L-10-2.5	3/8″	1/2″	2.5
500L-10-3	3/8″	1/2″	3
500L-10-3.5	3/8″	1/2″	3.5
500L-10-4	3/8″	1/2″	4
500L-10-5	3/8″	1/2″	5
500L-10-5.5	3/8″	1/2″	5.5
500L-10-6	3/8″	1/2″	6
500L-10-6.5	3/8″	1/2″	6.5
500L-10-8	3/8″	1/2″	8
500L-10-9.5	3/8″	1/2″	9.5
500L-10-10	3/8″	1/2″	10
500L-10-11	3/8″	1/2″	11
500L-10-12	3/8″	1/2″	12
500L-10-12.5	3/8″	1/2″	12.5
500L-15-1	1/2″	3/4″	1
500L-15-3	1/2″	3/4″	3
500L-15-4	1/2″	3/4″	4
500L-15-5	1/2″	3/4″	5
500L-15-5.5	1/2″	3/4″	5.5
500L-15-6	1/2″	3/4″	6
500L-15-6.5	1/2″	3/4″	6.5
500L-15-7	1/2″	3/4″	7
500L-15-7.5	1/2″	3/4″	7.5
500L-15-8.5	1/2″	3/4″	8.5

0115	Inlet Thread	Outlet Thread	Set Pressure Bar
500L-15-10	1/2″	3/4″	10
500L-15-10.5	1/2″	3/4″	10.5
500L-15-11	1/2″	3/4″	11
500L-15-11.5	1/2″	3/4″	11.5
500L-20-1.5	3/4″	1″	1.5
500L-20-2.5	3/4″	1″	2.5
500L-20-3	3/4″	1″	3
500L-20-3.5	3/4″	1″	3.5
500L-20-4	3/4″	1″	4
500L-20-5	3/4″	1″	5
500L-20-5.5	3/4″	1″	5.5
500L-20-6	3/4″	1″	6
500L-20-6.5	3/4″	1″	6.5
500L-20-7	3/4″	1″	7
500L-20-7.5	3/4″	1″	7.5
500L-20-8	3/4″	1″	8
500L-20-8.5	3/4″	1″	8.5
500L-20-9	3/4″	1″	9
500L-20-10	3/4″	1″	10
500L-20-11	3/4″	1″	11
500L-20-11.5	3/4″	1″	11.5
500L-20-12	3/4″	1″	12
500L-20-12.5	3/4″	1″	12.5
500L-25-1.5	1″	1.1/4″	1.5
500L-25-2	1″	1.1/4″	2
500L-25-2.5	1″	1.1/4″	2.5
500L-25-3	1″	1.1/4″	3

0115	Inlet Thread	Outlet Thread	Set Pressure Bar
500L-25-3.5	1″	1.1/4″	3.5
500L-25-4	1″	1.1/4″	4
500L-25-5.5	1″	1.1/4″	5.5
500L-25-7	1″	1.1/4″	7
500L-25-7.5	1″	1.1/4″	7.5
500L-25-8	1″	1.1/4″	8
500L-25-8.5	1″	1.1/4″	8.5
500L-25-11	1″	1.1/4″	11
500L-25-12.5	1″	1.1/4″	12.5
500L-32-3	1.1/4″	1.1/2″	3
500L-32-3.5	1.1/4″	1.1/2″	3.5
500L-32-5	1.1/4″	1.1/2″	5
500L-32-7.5	1.1/4″	1.1/2″	7.5
500L-32-8.5	1.1/4″	1.1/2″	8.5
500L-32-10	1.1/4″	1.1/2″	10
500L-32-11	1.1/4″	1.1/2″	11
500L-40-1.5	1.1/2″	2″	1.5
500L-40-3	1.1/2″	2″	3
500L-40-3.5	1.1/2″	2″	3.5
500L-40-4	1.1/2″	2″	4
500L-40-7	1.1/2″	2″	7
500L-40-7.5	1.1/2″	2″	7.5
500L-40-12	1.1/2″	2″	12
500L-50-3.5	2″	2.1/2″	3.5
500L-50-7	2″	2.1/2″	7
500L-50-12.5	2″	2.1/2″	12.5
Tech Sheet 20438			

We have listed all the popular sizes and pressure ratings, however other variations are available.

Individual test certificates to be requested at the time of order.

SAFETY VALVES

NABIC®

Safety Relief Valves (Fig 542)

Applications: the Fig 542 safety valve is an extremely versatile valve, suitable for use on hot water, steam or air. Although designed primarily for the protection of hot water boilers, its wide range of applications make it ideal as a general purpose safety valve.

Construction: the Fig 542 is of gunmetal construction with diaphragm protected working parts and PTFE to metal seating. All wetted parts manufactured from dezincification resistant materials, approved by the Water Research Centre for use on potable water. Inlet and outlet connections are of equal size, with female threads to BS 21. Sizes from DN32 upwards are also available with flanged inlet connections.

Please Note: due to pressure setting and certification of this product, normal delivery will be up to 3 working days (manufacturers stock permitting), although a quicker service may be available if required. **Please contact our sales team.**

Features:

- Resilient PTFE seating designs
- High degree of seat tightness
- Suitable for hot water, steam or air
- Diaphragm protected working parts
- Safe manual testing
- Easy inspection and cleaning
- Pressure setting locked and sealed
- Designed and tested to BS 6759
- Capacities certified by ATOC
- Approved by Water Research Centre
- UKWFBS listed

Maximum Working Temperature:
+195°C

Maximum Working Pressure:
10.5 bar

BSPP

0115	Thread	Set Pressure Bar
542-15-1	1/2″	1
542-15-1.5	1/2″	1.5
542-15-2	1/2″	2
542-15-2.5	1/2″	2.5
542-15-3	1/2″	3
542-15-3.5	1/2″	3.5
542-15-4	1/2″	4
542-15-4.5	1/2″	4.5
542-15-5	1/2″	5
542-15-5.5	1/2″	5.5
542-15-6	1/2″	6
542-15-7	1/2″	7
542-15-7.5	1/2″	7.5
542-15-8	1/2″	8
542-15-8.5	1/2″	8.5
542-15-9	1/2″	9
542-15-9.5	1/2″	9.5
542-15-10	1/2″	10
542-15-10.5	1/2″	10.5
542-20-1	3/4″	1
542-20-1.5	3/4″	1.5
542-20-2	3/4″	2
542-20-2.5	3/4″	2.5
542-20-3	3/4″	3
542-20-3.5	3/4″	3.5
542-20-4	3/4″	4
542-20-4.5	3/4″	4.5
542-20-5	3/4″	5
542-20-5.5	3/4″	5.5
542-20-6	3/4″	6
542-20-7	3/4″	7

0115	Thread	Set Pressure Bar
542-20-7.5	3/4″	7.5
542-20-8	3/4″	8
542-20-8.5	3/4″	8.5
542-20-9	3/4″	9
542-20-10	3/4″	10
542-20-10.5	3/4″	10.5
542-25-1	1″	1
542-25-1.5	1″	1.5
542-25-2	1″	2
542-25-2.5	1″	2.5
542-25-3	1″	3
542-25-3.5	1″	3.5
542-25-4	1″	4
542-25-4.5	1″	4.5
542-25-5	1″	5
542-25-6	1″	6
542-25-7	1″	7
542-25-7.5	1″	7.5
542-25-8	1″	8
542-25-8.5	1″	8.5
542-25-9	1″	9
542-25-9.5	1″	9.5
542-25-10	1″	10
542-25-10.5	1″	10.5
542-32-1	1.1/4″	1
542-32-2.5	1.1/4″	2.5
542-32-3	1.1/4″	3
542-32-3.5	1.1/4″	3.5
542-32-4	1.1/4″	4
542-32-4.5	1.1/4″	4.5
542-32-5	1.1/4″	5

0115	Thread	Set Pressure Bar
542-32-6.5	1.1/4″	6.5
542-32-7	1.1/4″	7
542-32-8	1.1/4″	8
542-32-8.5	1.1/4″	8.5
542-32-9	1.1/4″	9
542-32-9.5	1.1/4″	9.5
542-32-10	1.1/4″	10
542-40-1	1.1/2″	1
542-40-1.5	1.1/2″	1.5
542-40-2	1.1/2″	2
542-40-3.5	1.1/2″	3.5
542-40-4	1.1/2″	4
542-40-5	1.1/2″	5
542-40-6	1.1/2″	6
542-40-7	1.1/2″	7
542-40-7.5	1.1/2″	7.5
542-40-8	1.1/2″	8
542-40-10	1.1/2″	10
542-40-10.5	1.1/2″	10.5
542-50-2	2″	2
542-50-3.5	2″	3.5
542-50-6	2″	6
542-50-7	2″	7
542-50-7.5	2″	7.5
542-50-8	2″	8
542-50-10	2″	10
542-50-10.5	2″	10.5
542-65-3	2.1/2″	3
542-65-4	2.1/2″	4
542-65-7.5	2.1/2″	7.5
	Tech Sheet 1399	

We have listed all the popular sizes and pressure ratings, however other variations are available.

Individual test certificates to be requested at the time of order.

SAFETY VALVES

NABIC®

Liquid Relief Valves (Fig 542L)

Applications: NABIC liquid relief valves are intended for use where pressure tightness is required on the discharge side of the valve. They are ideal for use on pump relief and bypass relief applications, also on outside installations and where tamper-proof units are required.

Available options: stainless steel springs, high pressure versions and Viton seat design.

Construction: the valves are of gunmetal construction with top-guided copper alloy parts. Fitted with chrome vanadium spring as standard, they also incorporate the proven NABIC PTFE to metal seating design. O-Ring seals ensure pressure tightness at cover and cap joints.

Please Note: due to pressure setting and certification of this product, normal delivery will be up to 3 working days (manufacturers stock permitting), although a quicker service may be available if required. **Please contact our sales team.**

Features:

- High degree of seat tightness
- Designed and tested to BS 6759
- WRAS approved for use on potable water
- Certified discharge tables

Maximum Working Temperature: +195°C

Maximum Working Pressure: 12.5 bar

WRAS APPROVED MATERIAL

BSPP

0115	Thread	Set Pressure Bar
542L-15-1	1/2″	1
542L-15-1.5	1/2″	1.5
542L-15-2	1/2″	2
542L-15-2.5	1/2″	2.5
542L-15-3	1/2″	3
542L-15-3.5	1/2″	3.5
542L-15-4	1/2″	4
542L-15-4.5	1/2″	4.5
542L-15-5	1/2″	5
542L-15-6	1/2″	6
542L-15-7	1/2″	7
542L-15-8.5	1/2″	8.5
542L-15-10	1/2″	10
542L-15-10.5	1/2″	10.5
542L-20-1	3/4″	1
542L-20-1.5	3/4″	1.5
542L-20-2	3/4″	2
542L-20-2.5	3/4″	2.5
542L-20-3	3/4″	3
542L-20-3.5	3/4″	3.5
542L-20-5	3/4″	5
542L-20-6	3/4″	6

0115	Thread	Set Pressure Bar
542L-20-6.5	3/4″	6.5
542L-20-7	3/4″	7
542L-20-8	3/4″	8
542L-20-9	3/4″	9
542L-20-10	3/4″	10
542L-25-1	1″	1
542L-25-1.5	1″	1.5
542L-25-2	1″	2
542L-25-2.5	1″	2.5
542L-25-3	1″	3
542L-25-3.5	1″	3.5
542L-25-4	1″	4
542L-25-5	1″	5
542L-25-6	1″	6
542L-25-7	1″	7
542L-25-8	1″	8
542L-25-10	1″	10
542L-25-10.5	1″	10.5
542L-32-3	1.1/4″	3
542L-32-4	1.1/4″	4
542L-32-8	1.1/4″	8
542L-32-10	1.1/4″	10

0115	Thread	Set Pressure Bar
542L-32-10.5	1.1/4″	10.5
542L-40-1.5	1.1/2″	1.5
542L-40-2.5	1.1/2″	2.5
542L-40-5	1.1/2″	5
542L-40-6	1.1/2″	6
542L-40-7	1.1/2″	7
542L-40-10	1.1/2″	10
542L-50-1.5	2″	1.5
542L-50-2	2″	2
542L-50-4	2″	4
542L-50-7.5	2″	7.5
542L-50-8.5	2″	8.5
542L-50-9.5	2″	9.5
542L-50-10	2″	10
542L-50-10.5	2″	10.5
542L-65-2	2.1/2″	2
542L-65-3	2.1/2″	3
542L-65-3.5	2.1/2″	3.5
542L-65-5	2.1/2″	5
542L-80-4.5	3″	4.5
542L-80-7	3″	7
Tech Sheet 1400		

Individual test certificates to be requested at the time of order.

SAFETY VALVES

Hand Slide Valve with Vent

Ambient Temperature:
80˚C Max

Temperature of Medium:
80˚C Max

Pneumatic

- Rated Pressure: Vacuum to 16 bar
- Nominal Flow Rate P to A: 750, 1300, 3300
- Nominal Flow Rate A to R: 1300, 2100, 7600
- Nominal Size: 6, 8, 13

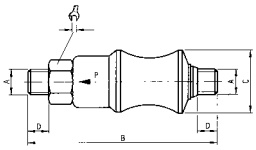

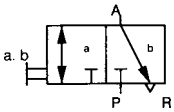

Male Thread, BSPP

0090	Thread	ØC mm	ØC mm	D mm	Hex mm	Weight kg
HSV18M	G1/8"	72	26	8	14	0.09
HSV14M	G1/4"	81	32	10	19	0.16
HSV12M	G1/2"	98	44	12	2	0.35

Working Temperature:
-10˚C to +80˚C

Working Pressure:
0 - 10 bar

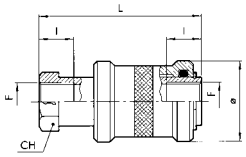

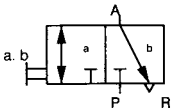

Female Thread, BSPT

0090	Thread	Ø mm	l mm	L mm	CH
HSV18F	R1/8"	25	10	48	11
HSV14F	R1/4"	30	12	58	19
HSV38F	R3/8"	35	12	68	22
HSV12F	R1/2"	40	15	80	27

Compact Safety Valve DN6

Safety valves to blow out non-poisonous and non-flammable gases into the atmosphere in order to protect pressure tanks against overpressure.
Please note: Only safety valves that have been set and sealed with lead (plumbed) by us can be delivered with the component symbols, it is thus absolutely necessary to indicate the setting pressure in bar. As functional test, safety valves may be aerated by the way of pulling the haul-off bolt. Repairs may only be carried out by the manufacturer.

Technical Data

- Connection thread: G1/4, G3/8
- Setting range: 4,5 to 24 bar (5 steps)
- Opening pressure difference: <10%
- Closing pressure difference: <10%
- Material: Brass
- Seal: Viton

Important: The supply connection to the safety valve should not be <DN6, the pressure drop in the supply connection not >3%.

Working Temperature:
-10˚C to +150˚C

Maximum Working Pressure:
24 bar (PN24)

Male, Thread, BSPP

9168	Thread	Set At Bar	Dimensions mm L	Hex
469.23-5.0BAR	G1/4"	5.0	65	17
469.24-7.0BAR	G1/4"	7.0	65	17
469.24-9.0BAR	G1/4"	9.0	65	17
469.25-11.0BAR	G1/4"	11.0	65	17
469.26-16.0BAR	G1/4"	16.0	65	17
469.27-20.0BAR	G1/4"	20.0	65	17
469.33-5.0BAR	G3/8"	5.0	65	19
469.34-7.0BAR	G3/8"	7.0	65	19
469.34-9.0BAR	G3/8"	9.0	65	19
469.35-11.0BAR	G3/8"	11.0	65	19
469.36-16.0BAR	G3/8"	16.0	65	19
469.37-20.0BAR	G3/8"	20.0	65	19

Exhaust Capacity Air

The exhaust capacities indicated in the table are the minimum values reached when air pressure is raised by 10% above the set pressure.

Set Pressure Bar	Exhaust Flow Capacity (normal condition)	
	m3/h	l/m
6	60	1000
10	110	1833
11	125	2083
14	155	2583

Intermediate values can be interpolated.

More Variations Available. Special Set Pressures, Body Materials & Large Threads

SAFETY VALVES

LORCH

Standard Safety Valves

The introduction of the European Pressure Equipment Directive recommends relevant testing and quality assurance with appropriate certification with regard to safety.

- Manufactured and tested in accordance to national and international regulations (DIN 3320.AD SHEET A2/A4)
- Compliant with component test reports, by the identification of the manufacturer, provides a guarantee for specified setting values
- Test certificates come as standard



Standard Safety Valve DN8, Male Thread, 1/4" BSPP

9168	Set at Bar
SVD8-14-1.0BAR	1
SVD8-14-1.5BAR	1.5
SVD8-14-2.0BAR	2
SVD8-14-2.5BAR	2.5
SVD8-14-3.0BAR	3
SVD8-14-3.5BAR	3.5
SVD8-14-4.0BAR	4
SVD8-14-4.5BAR	4.5
SVD8-14-5.0BAR	5
SVD8-14-5.5BAR	5.5
SVD8-14-6.0BAR	6
SVD8-14-6.5BAR	6.5
SVD8-14-7.0BAR	7
SVD8-14-7.5BAR	7.5
SVD8-14-8.0BAR	8
SVD8-14-8.5BAR	8.5
SVD8-14-9.0BAR	9
SVD8-14-10.0BAR	10
SVD8-14-10.5BAR	10.5
SVD8-14-11.0BAR	11
SVD8-14-11.5BAR	11.5
SVD8-14-12.0BAR	12
SVD8-14-15.0BAR	15

Standard Safety Valve DN10, Male Thread, 3/8" BSPP

9168	Set at Bar
SVD10-38-5.0BAR	5
SVD10-38-6.0BAR	6
SVD10-38-7.0BAR	7
SVD10-38-8.0BAR	8
SVD10-38-10.0BAR	10
SVD10-38-11.0BAR	11
SVD10-38-12.0BAR	12
SVD10-38-15.0BAR	15

More Variations Available. Special Set Pressures, Body Materials & Large Threads

Note: the product is CE marked, to comply with legislation.

Type	Inlet Connection	Pressure Range Bar	Torque Nm	Width Across Hex mm	H mm	L mm	D1 mm
DN8	G 1/4" M	0,3 - 9,3	14	22	72	10	21,6
		9,4 - 21,0	14	22	81	10	21,6
		21,1 - 47,0	14	24	88	10	23,6
DN10	G 3/8" M	0,3 - 16,0	40	22	72	10	21,6
		16,1 - 42,0	40	22	89	10	21,6
DN10	G 1/2" M	0,3 - 16,0	65	27	74	12	26,6
		16,1 - 42,0	65	27	91	12	26,6
DN10	G 3/4" M	0,3 - 16,0	160	30	74	12	29,6
		16,1 - 42,0	160	30	91	12	29,6

Exhaust Flow (m3/h)		
Set Pressure bar	DN8	DN10
0,5	40	46
0,6	43	50
0,8	49	57
1	55	67
1,5	69	84
2	83	107
2,5	98	125
3	112	148
3,5	126	168
4	141	190
4,5	155	209
5	169	232
5,5	184	252
6	198	275
6,5	212	295
7	226	318
7,5	241	340
8	255	362
8,5	270	381
9	284	406
9,5	298	428

Exhaust Flow (m3/h)		
Set Pressure bar	DN8	DN10
10	313	450
11	341	489
12	371	539
13	399	580
14	428	629
15	456	673
16	485	720
17	513	758
18	543	811
19	570	855
20	601	903
21	628	941
22	659	995
23	685	1041
24	716	1088
25	742	1128
26	774	1182
27	780	1232
28	832	1276
29	857	1321
30	889	1370

SAFETY VALVES

LORCH

Standard Safety Valves

The introduction of the European Pressure Equipment Directive recommends relevant testing and quality assurance with appropriate certification with regard to safety.

- Manufactured and tested in accordance to national and international regulations (DIN 3320.AD SHEET A2/A4)
- Compliant with component test reports, by the identification of the manufacturer, provides a guarantee for specified setting values
- Test certificates come as standard



Standard Safety Valve DN10, Male Thread, 1/2" BSPP

9168	Set at Bar
SVD10-12-0.5BAR	0.5
SVD10-12-1.5BAR	1.5
SVD10-12-2.5BAR	2.5
SVD10-12-3.5BAR	3.5
SVD10-12-4.0BAR	4
SVD10-12-5.0BAR	5
SVD10-12-5.5BAR	5.5
SVD10-12-6.0BAR	6
SVD10-12-6.5BAR	6.5
SVD10-12-7.0BAR	7
SVD10-12-7.5BAR	7.5
SVD10-12-8.0BAR	8
SVD10-12-8.5BAR	8.5
SVD10-12-9.0BAR	9
SVD10-12-10.0BAR	10
SVD10-12-10.5BAR	10.5
SVD10-12-11.0BAR	11
SVD10-12-11.5BAR	11.5
SVD10-12-12.0BAR	12
SVD10-12-12.5BAR	12.5
SVD10-12-15.0BAR	15
SVD10-12-16.0BAR	16
SVD10-12-30.0BAR	30

Standard Safety Valve DN10, Male Thread, 3/4" BSPP

9168	Set at Bar
SVD10-34-6.0BAR	6
SVD10-34-7.0BAR	7
SVD10-34-8.0BAR	8
SVD10-34-10.0BAR	10
SVD10-34-11.0BAR	11

More Variations Available. Special Set Pressures, Body Materials & Large Threads

Note: the product is CE marked, to comply with legislation.

Type	Inlet connection	Pressure Range Bar	Torque Nm	Width Across Hex mm	H mm	L mm	D1 mm
DN10	G 3/8" M	0,3 - 16,0	40	22	72	10	21,6
		16,1 - 42,0	40	22	89	10	21,6
DN10	G 1/2" M	0,3 - 16,0	65	27	74	12	26,6
		16,1 - 42,0	65	27	91	12	26,6
DN10	G 3/4" M	0,3 - 16,0	160	30	74	12	29,6
		16,1 - 42,0	160	30	91	12	29,6

Exhaust Flow (m3/h)		
Set Pressure bar	DN8	DN10
0,5	40	46
0,6	43	50
0,8	49	57
1	55	67
1,5	69	84
2	83	107
2,5	98	125
3	112	148
3,5	126	168
4	141	190
4,5	155	209
5	169	232
5,5	184	252
6	198	275
6,5	212	295
7	226	318
7,5	241	340
8	255	362
8,5	270	381
9	284	406
9,5	298	428

Exhaust Flow (m3/h)		
Set Pressure bar	DN8	DN10
10	313	450
11	341	489
12	371	539
13	399	580
14	428	629
15	456	673
16	485	720
17	513	758
18	543	811
19	570	855
20	601	903
21	628	941
22	659	995
23	685	1041
24	716	1088
25	742	1128
26	774	1182
27	780	1232
28	832	1276
29	857	1321
30	889	1370

AUTOMATIC AIR ELIMINATION

brownall®

Air Eliminators

Maximum Working Temperature:
+93°C

Maximum Working Pressure:
10 bar

BSPP

0115	Description	Inlet	Outlet
AE-A	Type A Vertical	1/2″	3/8″
AE-B	Type B Vertical Lockshield Isolator	1/2″	3/8″
AE-C	Type C Vertical Lockshield and Check Valve	1/2″	3/8″
	Tech Sheet 547		

Service Kits

0115	Description
AE-SP-ABD	Float Assembly for Type A, B and D Valve
AE-SP-C	Float Assembly for Type C Valve
	Tech Sheet 547

Boiler Vent Valves

Maximum Working Temperature:
+93°C

Maximum Working Pressure:
7 bar

Univent Boiler Vent Valves, Fig 1688, BSPP

0115	Thread
UV-1688-025D	1″
UV-1688-032D	1.1/4″
UV-1688-050D	2″
	Tech Sheet 546

Maximum Working Temperature:
+93°C

Maximum Working Pressure:
7 bar

3 Way Boiler Vent Valves, Fig 1988, BSPP

0115	Thread
VCN-1988-025	1″
VCN-1988-040	1.1/2″
VCN-1988-050	2″
	Tech Sheet 548

SIGHT GLASSES & FLOW INDICATORS

200 Series - All Stainless Steel

A low cost, all stainless steel sight flow indicator straight through type.

Maximum Working Pressure:
10 bar at 200°C

233 Model Through Type

0115	Thread	OD mm	Length mm
RHO-FIS-146410-1	1/2" BSPT	15	70
Tech Sheet 10037			

A low cost, all stainless steel sight flow indicator fitted with a flap and scale plate to give an indication of the flow rate.

Maximum Working Pressure:
10 bar at 200°C



234 Model with Flap & Plate

0115	Thread	OD mm	Length mm
RHO-FIS-146510-1	1/2" BSPT	15	70
RHO-FIS-146510-2	1/2" BSPP	15	70
RHO-FIS-146515-2	3/4" BSPP	20	70
RHO-FIS-146520-1	1" BSPT	25	90
RHO-FIS-146530-1	1.1/2" BSPT	40	110
Tech Sheet 2030			

400 Series - Straight Through Sight Flow Indicator with Spinner/Ball

Maximum Working Pressure:
16 bar at 100°C

With Spinner, Stainless Steel

0115	Thread	Min LPH	Max LPH
RHO-FIS-140300-1	1/4" BSPT	30	200
RHO-FIS-140305-1	3/8" BSPT	50	450
RHO-FIS-140305-2	3/8" BSPP	50	450
RHO-FIS-140310-1	1/2" BSPT	60	600
RHO-FIS-140310-2	1/2" BSPP	60	600
RHO-FIS-140315-1	3/4" BSPT	120	1600
RHO-FIS-140320-1	1" BSPT	300	1600
RHO-FIS-140320-2	1" BSPP	300	1600
Tech Sheet 10038			

You may also be interested in...
Stainless Steel Manifold Valves
...see page **1694**

SIGHT GLASSES & FLOW INDICATORS

RHODES

400 Series - Straight Through Sight Flow Indicator with Spinner/Ball

Maximum Working Pressure:
7 bar at 100°C

With Spinner, Gun Metal

0115	Thread	LPH Min	LPH Max
RHO-FIG-170300-1	1/4" BSPT	30	200
RHO-FIG-170300-2	1/4" BSPP	30	200
RHO-FIG-170305-1	3/8" BSPT	50	450
RHO-FIG-170305-2	3/8" BSPP	50	450
RHO-FIG-170310-1	1/2" BSPT	60	600
RHO-FIG-170310-2	1/2" BSPP	60	600
RHO-FIG-170315-1	3/4" BSPT	120	1600
RHO-FIG-170315-2	3/4" BSPP	120	1600
RHO-FIG-170320-1	1" BSPT	300	1600
RHO-FIG-170320-2	1" BSPP	300	1600
Tech Sheet 10038			

Maximum Working Pressure:
7 bar at 100°C

With Ball, Gun Metal

0115	Thread	LPH Min	LPH Max
RHO-FIG-176600-1	1/4" BSPT	30	200
RHO-FIG-176600-2	1/4" BSPP	30	200
RHO-FIG-176605-1	3/8" BSPT	50	450
RHO-FIG-176610-1	1/2" BSPT	60	600
RHO-FIG-176610-2	1/2" BSPP	60	600
RHO-FIG-176615-1	3/4" BSPT	120	1600
RHO-FIG-176615-2	3/4" BSPP	120	1600
RHO-FIG-176615-3	3/4" NPT	120	1600
RHO-FIG-176620-1	1" BSPT	300	1600
RHO-FIG-176620-2	1" BSPP	300	1600
Tech Sheet 10038			

For **Stainless Steel Sight Glasses & Flow Indicators** see **1717**

Did you know...
We can also offer flanged PN16 sight glasses?
Contact sales for more information.